

FUND FACTSHEET

MA EXPLORER INCOME 45 FUND

A Inc GBP Class

Covering the month of October 2024



THE FUND

The Fund aims to generate income with the potential for capital growth over the long term (5 years or more). The Fund typically has a balanced exposure to higher risk assets and lower risk assets compared to other funds in the Liontrust MA Explorer Funds range that have a higher or lower risk profile.

THE TEAM



John Husselbee



James Klempster

FUND INFORMATION

| | |
|------------------------------------|-----------------------------------|
| Launch date | 1.03.04 |
| Class launch date | 31.07.12 |
| Investment Association Sector | IA Mixed Investment 20.60% Shares |
| Fund size (£m) | 28.62 |
| Holdings | 38 |
| Base Currency | GBP |
| Share Price | 110.59 |
| Yield ¹ | 2.57% |
| Legal Structure | OEIC |
| Class A Inc GBP Shares | |
| ISIN (INC) | GB00B7VJTH36 |
| Initial Charge | 0.00% |
| AMC ² /OCF ³ | 0.75%/1.23% |

¹The Ongoing Charges Figure [OCF] covers all aspects of operating a fund during the course of its financial year. These include the annual charge for managing the fund, administration and independent oversight functions, such as trustee, depository, custody, legal and audit fees and the ongoing costs of underlying investments including open and closed ended collective investment schemes. The OCF excludes portfolio transaction costs except for an entry/exit charge paid by the Fund when buying or selling units in another fund. This will have an impact on the realisable value of the investment, particularly in the short term. ²These are the annual costs of running and managing the Fund. There is currently no charge for switching funds, however the number of switches is limited to a max of one per calendar month.

Please refer to the glossary www.liontrust.co.uk/learning/our-guide-to-financial-words-and-terms for an explanation of financial words and terms within this factsheet

³Yield and fund information is for the share class A Inc GBP.

KEY RISKS: Past performance does not predict future returns. You may get back less than you originally invested. Further Key Risks can be found on the last page.

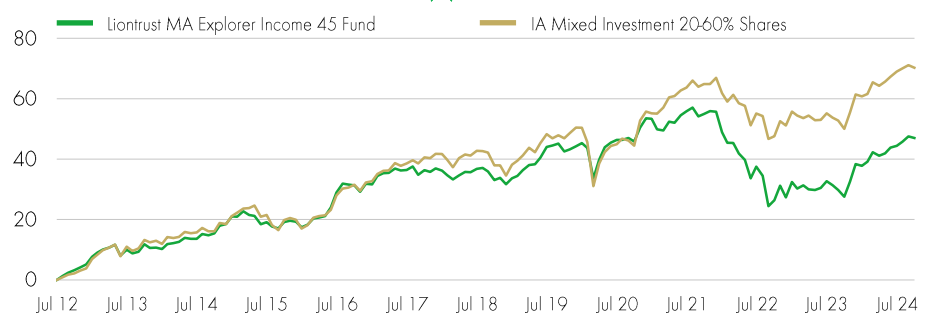
CUMULATIVE PERFORMANCE (%)

| | Since inception | 5 years | 3 years | 1 year | YTD | 6 months | 3 months | 1 month |
|--------------------------------------|-----------------|---------|---------|--------|------|----------|----------|---------|
| Liontrust MA Explorer Income 45 Fund | 47.0% | 3.1% | -5.1% | 15.2% | 6.2% | 4.2% | 1.8% | -0.4% |
| IA Mixed Investment 20-60% Shares | 70.3% | 15.9% | 3.3% | 13.5% | 5.5% | 3.6% | 0.8% | -0.5% |
| Quartile ranking | 4 | 4 | 4 | 1 | 2 | 2 | 1 | 2 |

DISCRETE YEARS' PERFORMANCE (%)

| | Sep 24 | Sep 23 | Sep 22 | Sep 21 | Sep 20 |
|--------------------------------------|--------|--------|--------|--------|--------|
| Liontrust MA Explorer Income 45 Fund | 13.7% | 4.3% | -19.3% | 4.9% | 1.3% |
| IA Mixed Investment 20-60% Shares | 12.0% | 4.2% | -10.6% | 12.2% | -1.2% |
| Quartile ranking | 1 | 2 | 4 | 4 | 2 |

PERFORMANCE SINCE CLASS LAUNCH DATE (%)



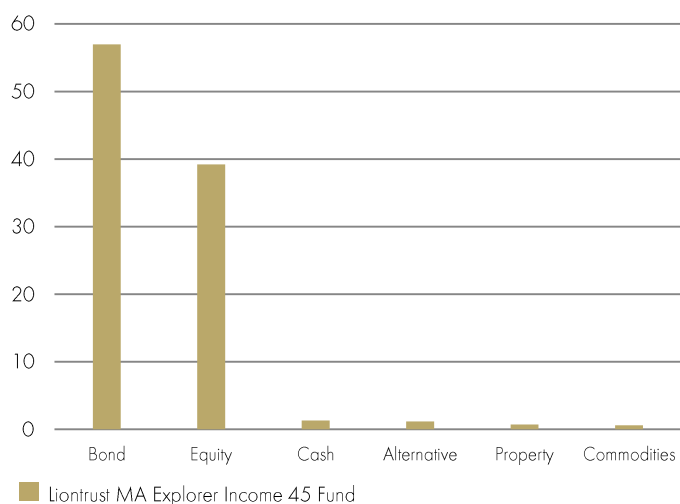
CALENDAR YEAR PERFORMANCE (%)

| | 2023 | 2022 | 2021 | 2020 | 2019 | 2018 | 2017 | 2016 | 2015 | 2014 |
|--------------------------------------|------|--------|------|------|-------|-------|------|-------|------|------|
| Liontrust MA Explorer Income 45 Fund | 8.7% | -18.2% | 1.4% | 6.4% | 9.5% | -3.8% | 3.9% | 10.5% | 0.7% | 7.0% |
| IA Mixed Investment 20-60% Shares | 6.8% | -9.5% | 7.2% | 3.5% | 11.8% | -5.1% | 7.2% | 10.3% | 1.2% | 4.9% |
| Quartile ranking | 1 | 4 | 4 | 1 | 4 | 1 | 4 | 2 | 3 | 1 |

Source for all performance data stated above: Financial Express & Morningstar, as at 31.10.24, total return, net of fees, income reinvested. All performance numbers shown relate to the class, and where the fund has launched prior to the share class, factsheets demonstrating the longer-term performance of the fund are available

MA EXPLORER INCOME 45 FUND

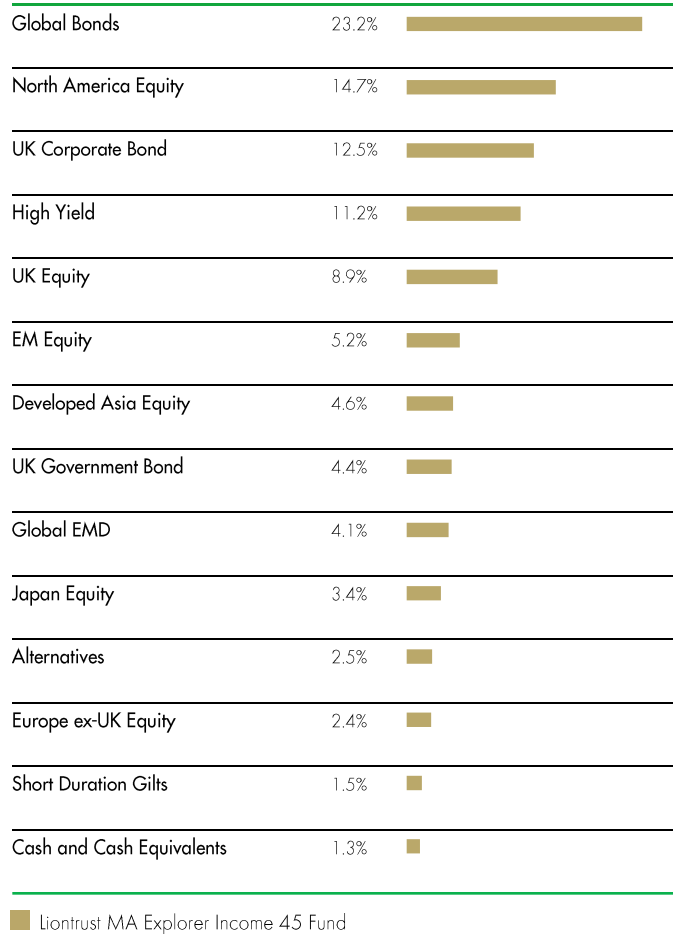
ASSET ALLOCATION (%)



TOP 10 HOLDINGS (%)

| | |
|---|-------|
| HSBC Global Funds ICAV - Global Aggregate Bond UCITS ETF | 13.9% |
| Vanguard Global Aggregate Bond UCITS ETF | 9.3% |
| AEGON Asset Mgmt. UK ICVC - High Yield Bond Fund | 5.6% |
| Barings Umbrella Fund Plc - Global High Yield Bond Fund | 5.6% |
| Man Fixed Interest ICVC - GLG Sterling Corporate Bond Fund | 4.9% |
| BlackRock CIF - UK Gilts All Stocks Index Fund | 4.4% |
| Barings Umbrella Fund Plc - Emerging Markets Sovereign Debt | 4.1% |
| Brown Advisory Funds Plc - Beutel Goodman US Value Fund | 3.9% |
| IFSL Evenlode Investment Funds ICVC - Income Fund | 3.4% |
| Royal London Bond Funds ICVC - Corporate Bond Fund | 3.3% |

ASSET ALLOCATION WIEGHTINGS (%)



MA EXPLORER INCOME 45 FUND



KEY RISKS

Past performance does not predict future returns. You may get back less than you originally invested. We recommend this fund is held long term (minimum period of 5 years). We recommend that you hold this fund as part of a diversified portfolio of investments.

Overseas investments may carry a higher currency risk. They are valued by reference to their local currency which may move up or down when compared to the currency of the Fund. Bonds are affected by changes in interest rates and their value and the income they generate can rise or fall as a result;

The creditworthiness of a bond issuer may also affect that bond's value. Bonds that produce a higher level of income usually also carry greater risk as such bond issuers may have difficulty in paying their debts. The value of a bond would be significantly affected if the issuer either refused to pay or was unable to pay.

Counterparty Risk: The insolvency of any institutions providing services such as safekeeping of assets or acting as counterparty to derivatives or other instruments, may expose the Fund to financial loss; Liquidity Risk: If underlying funds suspend or defer the payment of redemption proceeds, the Fund's ability to meet redemption requests may also be affected; Derivatives Risk: Some of the underlying funds may invest in derivatives, which can, in some circumstances, create wider fluctuations in their prices over time; Emerging Markets: The Fund may invest in less economically developed markets (emerging markets) which can involve greater risks than well developed economies.

DISCLAIMER

This document provides information about the Liontrust MA Explorer Income 45 Fund ('the Fund') and Liontrust Fund Partners LLP ('the Manager'). This document is issued by Liontrust Investment Partners LLP (2 Savoy Court, London WC2R 0EZ), authorised and regulated in the UK by the Financial Conduct Authority (FRN 518552) to undertake regulated investment business.

It should not be construed as advice for investment in any product or security mentioned, an offer to buy or sell units/shares of Funds mentioned, or a solicitation to purchase securities in any company or investment product. Examples of stocks are provided for general information only to demonstrate our investment philosophy.

The investment being promoted is for units in a fund, not directly in the underlying assets. This information and analysis is believed to be accurate at the time of publication, but is subject to change without notice. Whilst care has been taken in compiling the content, no representation or warranty is given, whether express or implied, by Liontrust as to its accuracy or completeness, including for external sources (which may have been used) which have not been verified.

This is a marketing communication. Before making an investment, you should read the relevant Prospectus and the Key Investor Information Document (KIID), which provide full product details including investment charges and risks. These documents can be obtained, free of charge, from www.liontrust.co.uk or direct from Liontrust. If you are not a professional investor please consult a regulated financial adviser regarding the suitability of such an investment for you and your personal circumstances.