

FUND FACTSHEET

MA EXPLORER 100 FUND

R Acc GBP Class

Covering the month of November 2024 | Defaqto risk rating 9

THE FUND

The Fund aims to generate capital growth and income over the long term (5 years or more). The Fund typically has greater exposure to higher risk assets than other funds in the Liontrust MA Explorer Funds range that have a lower risk profile.

THE TEAM



John Husselbee



James Klempster

FUND INFORMATION

Launch date	1.03.04
Class launch date	1.03.04
Investment Association Sector	IA Flexible Investment
Fund size (£m)	38.62
Holdings	20
Base Currency	GBP
Share Price	408.13
Yield ¹	0.15%
Legal Structure	OEIC
Class R Acc GBP Shares	
ISIN (ACC)	GB0034251834
Initial Charge	0.00%
AMC ² /OCF ³	1.50%/2.18%

¹The Ongoing Charges Figure (OCF) covers all aspects of operating a fund during the course of its financial year. These include the annual charge for managing the fund, administration and independent oversight functions, such as trustee, depository, custody, legal and audit fees and the ongoing costs of underlying investments including open and closed ended collective investment schemes. The OCF excludes portfolio transaction costs except for an entry/exit charge paid by the Fund when buying or selling units in another fund. This will have an impact on the realisable value of the investment, particularly in the short term. ²These are the annual costs of running and managing the Fund. There is currently no charge for switching funds, however the number of switches is limited to a max of one per calendar month.

Please refer to the glossary www.liontrust.co.uk/learning/our-guide-to-financial-words-and-terms for an explanation of financial words and terms within this factsheet

³Yield and fund information is for the share class R Acc GBP.

KEY RISKS: Past performance does not predict future returns. You may get back less than you originally invested. Further Key Risks can be found on the last page.

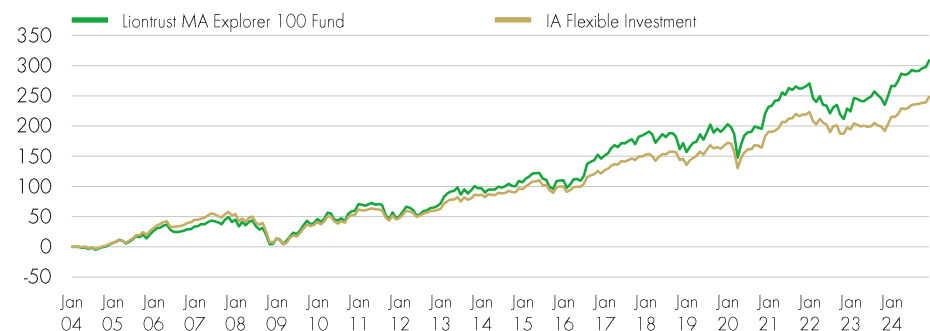
CUMULATIVE PERFORMANCE (%)

	Since inception	5 years	3 years	1 year	YTD	6 months	3 months	1 month
Liontrust MA Explorer 100 Fund	308.1%	38.0%	11.5%	16.6%	11.4%	5.5%	4.3%	2.6%
IA Flexible Investment	248.0%	30.3%	9.1%	14.8%	10.4%	5.3%	3.4%	2.7%
Quartile ranking	1	1	1	2	2	2	2	2

DISCRETE YEARS' PERFORMANCE (%)

	Sep 24	Sep 23	Sep 22	Sep 21	Sep 20
Liontrust MA Explorer 100 Fund	14.3%	8.6%	-11.8%	21.8%	0.4%
IA Flexible Investment	13.0%	4.2%	-9.2%	18.3%	0.9%
Quartile ranking	2	1	3	2	2

PERFORMANCE SINCE CLASS LAUNCH DATE (%)



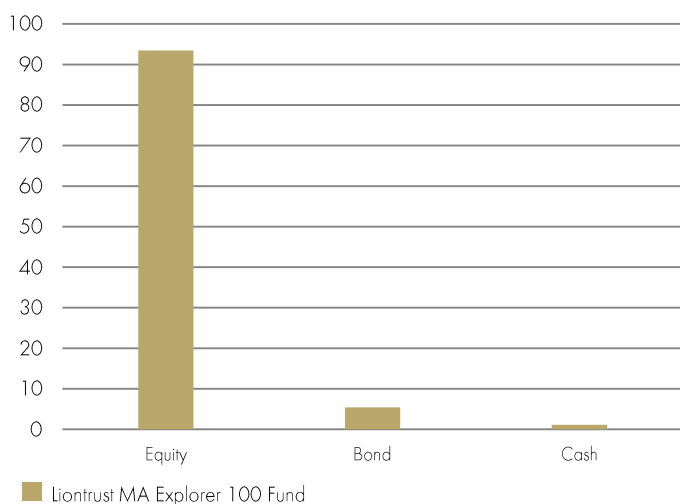
CALENDAR YEAR PERFORMANCE (%)

	2023	2022	2021	2020	2019	2018	2017	2016	2015	2014
Liontrust MA Explorer 100 Fund	13.0%	-12.5%	11.7%	9.5%	17.9%	-10.5%	14.3%	19.4%	1.7%	4.9%
IA Flexible Investment	7.1%	-9.0%	11.3%	6.7%	15.7%	-6.7%	11.2%	13.8%	2.0%	4.9%
Quartile ranking	1	3	2	2	2	4	1	1	3	2

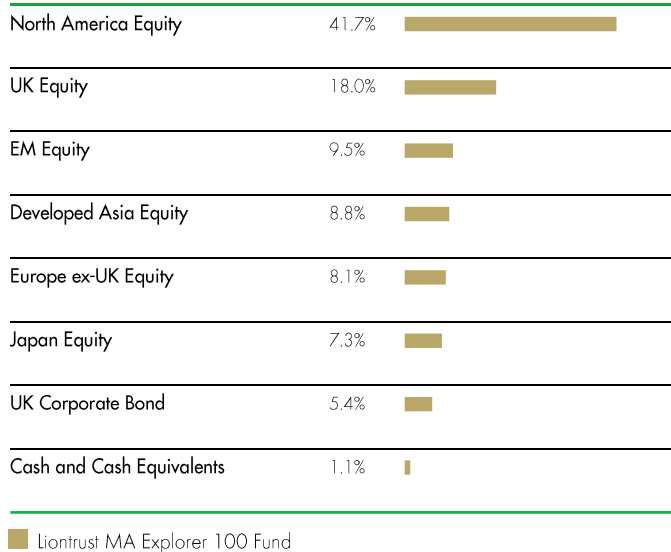
Source for all performance data stated above: Financial Express & Morningstar, as at 30.11.24, total return, net of fees, income reinvested. All performance numbers shown relate to the class, and where the fund has launched prior to the share class, factsheets demonstrating the longer-term performance of the fund are available

MA EXPLORER 100 FUND

ASSET ALLOCATION (%)



ASSET ALLOCATION WEIGHTINGS (%)



TOP 10 HOLDINGS (%)

Brown Advisory Funds Plc - Beutel Goodman US Value Fund	11.2%
HSBC Index Tracker Investment Funds - American Index	7.7%
Natixis Intl. Fds. (Lux) I - Loomis Sayles US Growth Eq. Fd.	7.7%
IFSL Evenlode Investment Funds ICVC - Income Fund	6.8%
LF Liontrust Investment Funds III - UK Equity Fund	5.9%
Artemis Smart GARP Global Emerging Markets	5.7%
Invesco UK Opportunities Fund UK	5.4%
JOHCM UK - Dynamic	5.3%
Hermes Invt. Funds - Asia (ex-Japan) Equity Fund	4.5%
M&G Investment Funds (1) OEIC - Japan Fund	4.4%

MA EXPLORER 100 FUND

KEY RISKS

Past performance does not predict future returns. You may get back less than you originally invested. We recommend this fund is held long term (minimum period of 5 years). We recommend that you hold this fund as part of a diversified portfolio of investments. Overseas investments may carry a higher currency risk. They are valued by reference to their local currency which may move up or down when compared to the currency of the Fund. Bonds are affected by changes in interest rates and their value and the income they generate can rise or fall as a result; The creditworthiness of a bond issuer may also affect that bond's value. Bonds that produce a higher level of income usually also carry greater risk as such bond issuers may have difficulty in paying their debts. The value of a bond would be significantly affected if the issuer either refused to pay or was unable to pay. Counterparty Risk: The insolvency of any institutions providing services such as safekeeping of assets or acting as counterparty to derivatives or other instruments, may expose the Fund to financial loss; Liquidity Risk: If underlying funds suspend or defer the payment of redemption proceeds, the Fund's ability to meet redemption requests may also be affected; Derivatives Risk: Some of the underlying funds may invest in derivatives, which can, in some circumstances, create wider fluctuations in their prices over time; Emerging Markets: The Fund may invest in less economically developed markets (emerging markets) which can involve greater risks than well developed economies.

DISCLAIMER

This document provides information about the Liontrust MA Explorer 100 Fund ('the Fund') and Liontrust Fund Partners LLP ('the Manager'). This document is issued by Liontrust Investment Partners LLP (2 Savoy Court, London WC2R 0EZ), authorised and regulated in the UK by the Financial Conduct Authority (FRN 518552) to undertake regulated investment business.

It should not be construed as advice for investment in any product or security mentioned, an offer to buy or sell units/shares of Funds mentioned, or a solicitation to purchase securities in any company or investment product. Examples of stocks are provided for general information only to demonstrate our investment philosophy.

The investment being promoted is for units in a fund, not directly in the underlying assets. This information and analysis is believed to be accurate at the time of publication, but is subject to change without notice. Whilst care has been taken in compiling the content, no representation or warranty is given, whether express or implied, by Liontrust as to its accuracy or completeness, including for external sources (which may have been used) which have not been verified.

This is a marketing communication. Before making an investment, you should read the relevant Prospectus and the Key Investor Information Document (KIID), which provide full product details including investment charges and risks. These documents can be obtained, free of charge, from www.liontrust.co.uk or direct from Liontrust. If you are not a professional investor please consult a regulated financial adviser regarding the suitability of such an investment for you and your personal circumstances.