


FUND FACTSHEET

GF SUSTAINABLE FUTURE MULTI ASSET GLOBAL FUND

A5 Acc EUR FUND FACTSHEET

Covering the month of May 2025



THE FUND

The Ireland-domiciled and Article 9 Fund aims to deliver capital growth over the long term (5 years or more) using the Sustainable Future process and investing in a combination of global equities, bonds and cash. The investment process uses a thematic approach to identify the key structural growth trends that will shape the global economy of the future.

THE TEAM



Simon Clements



Peter Michaelis

FUND INFORMATION

Fund launch date	13.10.21
Class launch date	13.10.21
Fund size [^]	€60.0m
Number of holdings	97
Historic yield ^{^^}	0.00%
Ex-dividend date	01 Jan 01 Jul
Distribution date	31 Jan 31 Jul
Min initial investment	€5,000,000
Min additional investment	€1,000
Sedol code	BMXDB51
Bloomberg code	LIIMAGAA ID
ISIN code	IE00BMXDB518

Please refer to the glossary [www.liontrust.co.uk/ learning/our-guide-to-financial-words-and-terms](http://www.liontrust.co.uk/learning/our-guide-to-financial-words-and-terms) for an explanation of financial words and terms within this factsheet

KEY RISKS: Past performance does not predict future returns. You may get back less than you originally invested. Further Key Risks can be found on the last page.

CUMULATIVE PERFORMANCE (%)

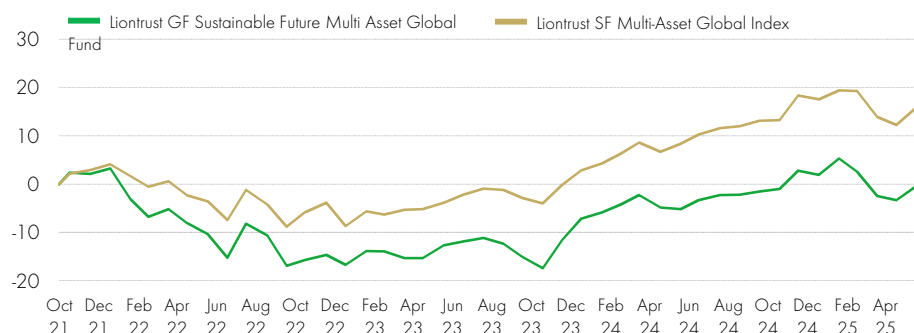
	1 month	3 months	6 months	YTD	1 year	3 years	5 years	Since inception
Liontrust GF Sustainable Future Multi Asset Global Fund	2.9%	-3.0%	-3.2%	-2.4%	4.9%	11.1%	-	-0.5%
Liontrust SF Multi-Asset Global Index	3.1%	-3.0%	-2.2%	-1.5%	6.9%	20.0%	-	15.7%

DISCRETE YEARS' PERFORMANCE (%)

	Mar 25	Mar 24	Mar 23	Mar 22	Mar 21
Liontrust GF Sustainable Future Multi Asset Global Fund	-0.2%	15.4%	-10.7%	-	-
Liontrust SF Multi-Asset Global Index	4.9%	14.7%	-5.9%	-	-

Discrete performance data is not available for five full 12 month periods due to the launch date of the portfolio. Further Key Risks can be found on the last page of this document.

PERFORMANCE SINCE CLASS LAUNCH DATE (%)



CALENDAR YEAR PERFORMANCE (%)

	2024	2023	2022	2021	2020	2019	2018	2017	2016	2015
Liontrust GF Sustainable Future Multi Asset Global Fund	9.8%	11.5%	-19.4%	-	-	-	-	-	-	-
Liontrust SF Multi-Asset Global Index	14.3%	12.7%	-12.3%	-	-	-	-	-	-	-

Source for all performance data stated above: Financial Express & Morningstar, as at 31.05.25, total return, net of fees, income reinvested. All performance numbers shown relate to the class, and where the fund has launched prior to the share class, factsheets demonstrating the longer-term performance of the fund are available
Liontrust SF Multi-Asset Global Index is comprised of "50% MSCI World, 35% Markit Iboxx EUR Overall Index and 15% ESTR. Benchmark rebalances on a monthly basis"

[^]Fund AUM shown is in the base currency of the fund.

^{^^}Historic Yield: This calculates the income distributions made by the fund over the past 12 months as a percentage of fund value or unit price.

*The fraction of a fund invested differently to its benchmark. A 100% active share is a fund with no holdings in the benchmark, a 0% active share is a fund identical to the benchmark.

GF SUSTAINABLE FUTURE MULTI ASSET GLOBAL FUND



ASSET ALLOCATION (%)

Equity	55.1%
Fixed Income	39.2%
Mutual Fund	3.7%
[Cash]	2.0%

SECTOR BREAKDOWN (%)

Information Technology	15.2%
Financials	11.6%
Health Care	10.1%
Industrials	8.1%
Consumer Discretionary	4.3%
Communication Services	2.6%
Real Estate	1.9%
Materials	1.3%

CREDIT RATING (%)

BBB	16.6%
AAA	11.8%
A	7.5%
AA	2.0%
BB	1.2%

EQUITY GEOGRAPHIC BREAKDOWN

United States	40.3%
Netherlands	3.6%
United Kingdom	3.3%
Japan	2.2%
Denmark	1.8%
Germany	1.5%
Sweden	1.4%
Switzerland	1.0%
Cash & Derivatives	2.0%

TOP 10 HOLDINGS (%)

Government of Germany 1.3% 15-OCT-2027	9.8%
Liontrust Global Funds Plc - GF Sust. Future Euro. Corp. Bd.	3.1%
Visa Inc.	2.0%
Government of Germany 0.0% 15-AUG-2030	1.9%
Cadence Design Systems, Inc.	1.9%
Microsoft Corporation	1.8%
Nasdaq, Inc.	1.8%
London Stock Exchange Group plc	1.7%
Charles Schwab Corporation	1.5%
Siemens Aktiengesellschaft	1.5%

Source: Liontrust

CHARGES


Initial charge	Up to 5.00%***
Ongoing Charges Figure [*]	0.87%
Included within the OCF is the Annual Management Charge ^{**}	0.75%

^{*}The Ongoing Charges Figure (OCF) covers all aspects of operating a fund during the course of its financial year. These include the annual charge for managing the fund, administration and independent oversight functions, such as trustee, depository, custody, legal and audit fees and the ongoing costs of underlying investments including open and closed ended collective investment schemes. The OCF excludes portfolio transaction costs except for an entry/exit charge paid by the Fund when buying or selling units in another fund. This will have an impact on the realisable value of the investment, particularly in the short term. ^{**}These are the annual costs of running and managing the Fund. ^{***}This is the maximum that might be taken out of your money before it is invested.

GF SUSTAINABLE FUTURE MULTI ASSET GLOBAL FUND



RISK AND REWARD PROFILE



- The Fund is categorised 4 primarily for its exposure to Emerging Market equities.
- The SRI may not fully take into account the following risks:
 - that a company may fail thus reducing its value within the Fund;
 - overseas investments may carry a higher currency risk. They are valued by reference to their local currency which may move up or down when compared to the currency of the Fund.
- Credit Counterparty Risk: outside of normal conditions, the Fund may hold higher levels of cash which may be deposited with several credit counterparties (e.g. international banks). A credit risk arises should one or more of these counterparties be unable to return the deposited cash.
- Emerging Markets: the fund invests in emerging markets which carries a higher risk than investment in more developed countries. This may result in higher volatility and larger drops in the value of the fund over the short term.
- Liquidity Risk: the fund may encounter liquidity constraints from time to time. The spread between the price you buy and sell shares will reflect the less liquid nature of the underlying holdings.
- ESG Risk: there may be limitations to the availability, completeness or accuracy of ESG information from third-party providers, or inconsistencies in the consideration of ESG factors across different third party data providers, given the evolving nature of ESG.
- Sanctions: certain countries, including China & Russia, have a higher risk of the imposition of financial and economic sanctions on them which may have a significant economic impact on any company operating, or based, in these countries and their ability to trade as normal. Any such sanctions may cause the value of the investments in the fund to fall significantly and may result in liquidity issues which could prevent the fund from meeting redemptions.

KEY RISKS

Past performance does not predict future returns. You may get back less than you originally invested. We recommend this fund is held long term (minimum period of 5 years). We recommend that you hold this fund as part of a diversified portfolio of investments.

Overseas investments may carry a higher currency risk. They are valued by reference to their local currency which may move up or down when compared to the currency of the Fund. This Fund may have a concentrated portfolio, i.e. hold a limited number of investments. If one of these investments falls in value this can have a greater impact on the Fund's value than if it held a larger number of investments. The Fund may encounter liquidity constraints from time to time. The spread between the price you buy and sell shares will reflect the less liquid nature of the underlying holdings. Investments in emerging markets may involve a higher element of risk due to less well-regulated markets and political and economic instability. This may result in higher volatility and larger drops in the value of the fund over the short term. Outside of normal conditions, the Fund may hold higher levels of cash which may be deposited with several credit counterparties (e.g. international banks). A credit risk arises should one or more of these counterparties be unable to return the deposited cash. Counterparty Risk: any derivative contract, including FX hedging, may be at risk if the counterparty fails.

DISCLAIMER

This document provides information about the Liontrust GF Sustainable Future Multi Asset Global Fund ('the Fund'). Non UK individuals: This document is issued by Liontrust Europe S.A., a Luxembourg public limited company (société anonyme) incorporated on 14 October 2019 and authorised by and regulated as an investment firm in Luxembourg by the Commission de Surveillance du Secteur Financier ("CSSF") having its registered office at 18, Val Sainte Croix, LD 1370 Luxembourg, Grand Duchy of Luxembourg and registered with the Luxembourg trade and companies register under number B.238295. UK individuals: This document is issued by Liontrust Investment Partners LLP (2 Savoy Court, London WC2R 0EZ), authorised and regulated in the UK by the Financial Conduct Authority (FRN 518552) to undertake regulated investment business. Liontrust Europe S.A. and/or Liontrust Investment Partners LLP may terminate marketing at any time. It should not be construed as advice for investment in any product or security mentioned, an offer to buy or sell units/shares of Funds mentioned, or a solicitation to purchase securities in any company or investment product. Examples of stocks are provided for general information only to demonstrate our investment philosophy. The investment being promoted is for units in a fund, not directly in the underlying assets. This information and analysis is believed to be accurate at the time of publication, but is subject to change without notice. Whilst care has been taken in compiling the content, no representation or warranty is given, whether express or implied, by Liontrust as to its accuracy or completeness, including for external sources (which may have been used) which have not been verified. This is a marketing communication. Before making an investment, you should read the relevant Prospectus, which is available in English, and the Key Investor Information Document (KIID) and/or PRIIP/KID, which provide full product details including investment charges and risks. These documents can be obtained, free of charge, from www.liontrust.eu or direct from Liontrust. If you are not a professional investor please consult a regulated financial adviser regarding the suitability of such an investment for you and your personal circumstances. The Fund qualifies as an undertaking for collective investment in transferable securities ('UCITS') and has obtained recognition under the European Communities Directive for marketing in certain member states in the European Economic Area. The decision to invest in a fund should take into account all the characteristics and objectives of the fund (inclusive of sustainability features) as described in the prospectus. Further information can be found here: <https://www.liontrust.eu/sfdr>. For interested parties in Switzerland the Memorandum and Articles of Association, the Prospectus, the Key Information Document as well as the Annual Reports and, if applicable, the Semi-Annual Reports may be obtained free of charge from the Swiss Representative. In Switzerland the Swiss Representative is: ACOLIN Fund Services AG, Leutschenbachstrasse 50, CHD8050 Zurich, Switzerland and the Swiss Paying Agent is: Banque Cantonale Vaudoise, Place St-François 14, CHD1003 Lausanne, Switzerland.