

FUND FACTSHEET

CHINA FUND

B Acc GBP Class

Covering the month of May 2026

THE FUND

The Fund is managed by Ewan Thompson and Thomas Smith. It aims to generate capital growth over the long term (5 years or more). The Fund invests at least 80% in shares of Chinese companies. These are companies which, at the time of purchase, are incorporated, domiciled, listed or conduct significant business in China, Hong Kong or Taiwan.

THE TEAM



Ewan Thompson



Thomas Smith

FUND INFORMATION

Fund launch date	31.12.04
Class launch date	3.02.21
Comparator benchmark 1	MSCI China
Comparator benchmark 2	IA China/Greater China
Fund size [^]	£10.2m
Number of holdings	38
Historic yield ^{^^}	1.29%
Comparator benchmark 1 Yield	2.26%
Active share*	65.78%
Ex-dividend date	31 Dec
Distribution date	28 Feb
Min initial investment	£1,000
Min additional investment	£50
Sedol code	BMWB3Q1
Bloomberg code	LIICBGB LN
ISIN code	GB00BMWB3Q19

Please refer to the glossary www.liontrust.com/learning/our-guide-to-financial-words-and-terms for an explanation of financial words and terms within this factsheet.

[^]Fund AUM shown is in the base currency of the fund.

^{^^}Historic Yield: This calculates the income distributions made by the fund over the past 12 months as a percentage of fund value or unit price.

*The fraction of a fund invested differently to its benchmark. A 100% active share is a fund with no holdings in the benchmark, a 0% active share is a fund identical to the benchmark.

KEY RISKS: Past performance does not predict future returns. You may get back less than you originally invested. Further Key Risks can be found on the last page.

CUMULATIVE PERFORMANCE (%)

	1 month	3 months	6 months	YTD	1 year	3 years	5 years	Since inception
Liontrust China Fund	-2.9%	-9.3%	-10.3%	-8.0%	2.3%	13.1%	-31.7%	-41.4%
MSCI China	-2.2%	-7.5%	-11.2%	-8.7%	6.2%	28.7%	-19.4%	-30.5%
IA China/Greater China	1.9%	-0.1%	3.1%	3.6%	26.0%	32.3%	-14.9%	-23.1%
Quartile ranking	4	4	4	4	4	4	4	-

DISCRETE YEARS' PERFORMANCE (%)

	Mar 26	Mar 25	Mar 24	Mar 23	Mar 22
Liontrust China Fund	-2.0%	28.6%	-22.1%	-6.2%	-27.1%
MSCI China	1.6%	37.5%	-18.8%	1.4%	-29.3%
IA China/Greater China	11.5%	20.8%	-20.7%	-3.6%	-21.5%
Quartile ranking	4	2	3	4	3

PERFORMANCE SINCE CLASS LAUNCH DATE (%)





















CALENDAR YEAR PERFORMANCE (%)

	2025	2024	2023	2022	2021	2020	2019	2018	2017	2016
Liontrust China Fund	16.0%	17.4%	-22.4%	-15.7%	-	-	-	-	-	-
MSCI China	22.1%	21.6%	-16.2%	-12.1%	-	-	-	-	-	-
IA China/Greater China	21.9%	13.8%	-20.2%	-16.0%	-	-	-	-	-	-
Quartile ranking	4	1	4	2	-	-	-	-	-	-

Source for all performance data stated above: Financial Express & Morningstar, as at 31.05.26, total return, net of fees, income reinvested. All performance numbers shown relate to the class, and where the fund has launched prior to the share class, factsheets demonstrating the longer-term performance of the fund are available.

CHINA FUND

SECTOR BREAKDOWN (%)

Financials	26.1%	
	19.2%	
Consumer Discretionary	15.8%	
	25.2%	
Industrials	12.7%	
	5.9%	
Health Care	9.8%	
	4.8%	
Materials	9.2%	
	5.3%	
Communication Services	8.0%	
	18.2%	
Information Technology	5.9%	
	11.4%	
Consumer Staples	4.1%	
	3.0%	
Utilities	3.6%	
	2.0%	

 Liontrust China Fund  MSCI China

MARKET CAPITALISATIONS (%)







Large	77.1%
Mid	16.8%
Small	1.5%

Market capitalisation has been defined using the MSCI Global Investable Market Indices Standards. Any securities falling out of these definitions are classified as Micro Cap.

TOP 5 OVERWEIGHTS (%)

NAURA Technology Group Co.,Ltd	5.8%
HSBC Holdings Plc	3.8%
Guangdong Investment Limited	3.5%
XCMG Construction Machinery Co., Ltd.	3.1%
WH Group Limited	3.0%

GEOGRAPHIC BREAKDOWN (%)

China	86.5%	
	100.0%	
Hong Kong	8.8%	
	0.0%	
Cash & Derivatives	4.7%	
	0.0%	

TOP 10 HOLDINGS (%)

Alibaba Group Holding Limited	8.1%
NAURA Technology Group Co.,Ltd	5.9%
Tencent Holdings Limited	4.8%
China Construction Bank Corporation	4.5%
HSBC Holdings Plc	3.8%
Industrial and Commercial Bank of China Limited	3.7%
Guangdong Investment Limited	3.6%
WuXi Biologics (Cayman) Inc.	3.5%
Contemporary Amperex Technology Co., Limited	3.2%
Ping An Insurance (Group) Company of China, Ltd.	3.2%

TOP 5 UNDERWEIGHTS (%)

MEITUAN B	-1.8%
Alibaba Group Holding Limited	-2.0%
PDD HOLDINGS A ADR	-2.3%
XIAOMI CORP B	-2.4%
Tencent Holdings Limited	-8.5%

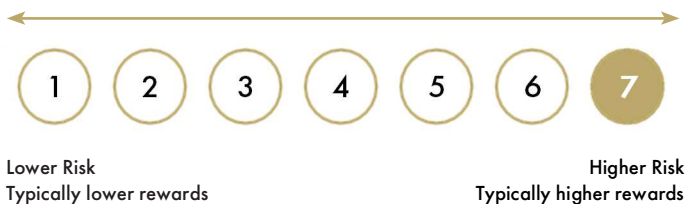
CHINA FUND

CHARGES

Initial charge	0.00%
Ongoing Charges Figure*	1.14%
Included within the OCF is the Annual Management Charge**	1.00%

*The Ongoing Charges Figure (OCF) covers all aspects of operating a fund during the course of its financial year. These include the annual charge for managing the fund, administration and independent oversight functions, such as trustee, depository, custody, legal and audit fees and the ongoing costs of underlying investments including open and closed ended collective investment schemes. The OCF excludes portfolio transaction costs except for an entry/exit charge paid by the Fund when buying or selling units in another fund. This will have an impact on the realisable value of the investment, particularly in the short term. **These are the annual costs of running and managing the Fund.

RISK AND REWARD PROFILE



RISK RATIOS

Annualised over three years

Alpha	-3.94%
Beta	0.97
Information Ratio	-0.86

Annualised over five years

Portfolio volatility	26.10%
Benchmark volatility	26.07%

Where the Fund has a short track record, the ratios shown may be based upon the historic data of the Fund as well as a representative fund or the ratio may be calculated over a shorter time period. Calculated monthly.

- The Fund is categorised 7 primarily for its exposure to Chinese equities.
- The SRRI may not fully take into account the following risks:
 - that a company may fail thus reducing its value within the Fund;
 - overseas investments may carry a higher currency risk. They are valued by reference to their local currency which may move up or down when compared to the currency of the Fund.
- Credit Counterparty Risk: outside of normal conditions, the Fund may hold higher levels of cash which may be deposited with several credit counterparties (e.g. international banks). A credit risk arises should one or more of these counterparties be unable to return the deposited cash.
- Concentration Risk: the fund may have a concentrated portfolio, i.e. hold a limited number of investments (35 or fewer) or have significant sector or factor exposures. If one of these investments or sectors / factors fall in value this can have a greater impact on the Fund's value than if it held a larger number of investments across a more diversified portfolio.
- Diversification Risk: the fund is expected to invest in companies predominantly in a single country which may be subject to greater political, social and economic risks and could result in greater volatility than investments in more broadly diversified funds.
- Emerging Markets Risk: the fund invests in emerging markets which carries a higher risk than investment in more developed countries. This may result in higher volatility and larger drops in the value of the fund over the short term.
- Liquidity Risk: the fund may encounter liquidity constraints from time to time. The spread between the price you buy and sell shares will reflect the less liquid nature of the underlying holdings.
- ESG Risk: there may be limitations to the availability, completeness or accuracy of ESG information from third-party providers, or inconsistencies in the consideration of ESG factors across different third party data providers, given the evolving nature of ESG.
- Sanctions: certain countries, including China, have a higher risk of the imposition of financial and economic sanctions on them which may have a significant economic impact on any company operating, or based, in these countries and their ability to trade as normal. Any such sanctions may cause the value of the investments in the fund to fall significantly and may result in liquidity issues which could prevent the fund from meeting redemptions.

KEY RISKS

Past performance does not predict future returns. You may get back less than you originally invested. We recommend this fund is held long term (minimum period of 5 years). We recommend that you hold this fund as part of a diversified portfolio of investments.

Overseas investments may carry a higher currency risk. They are valued by reference to their local currency which may move up or down when compared to the currency of the Fund. The Fund can invest in derivatives. Derivatives are used to protect against currency, credit or interest rate moves or for investment purposes. There is a risk that losses could be made on derivative positions or that the counterparties could fail to complete on transactions. Outside of normal conditions, the Fund may hold higher levels of cash which may be deposited with several credit counterparties (e.g. international banks). A credit risk arises should one or more of these counterparties be unable to return the deposited cash. The Fund may have a concentrated portfolio, i.e. hold a limited number of investments (35 or fewer) or have significant sector or factor exposures. If one of these investments or sectors / factors fall in value this can have a greater impact on the Fund's value than if it held a larger number of investments across a more diversified portfolio. The Fund is expected to invest in companies predominantly in a single country which may be subject to greater political, social and economic risks and could result in greater volatility than investments in more broadly diversified funds. The Fund invests in emerging markets which carries a higher risk than investment in more developed countries. This may result in higher volatility and larger drops in the value of the fund over the short term. Certain countries, including China, have a higher risk of the imposition of financial and economic sanctions on them which may have a significant economic impact on any company operating, or based, in these countries and their ability to trade as normal. Any such sanctions may cause the value of the investments in the fund to fall significantly and may result in liquidity issues which could prevent the fund from meeting redemptions. The Fund may encounter liquidity constraints from time to time. The spread between the price you buy and sell shares will reflect the less liquid nature of the underlying holdings. A financial index comprised of eligible assets that does not comply with the UCITS "5/10/40" rule is deemed not investible due to the inability of replicating the index weightings. The Fund's investment objective is to target capital growth for investors. Growth stocks tend to pay out lower levels of dividend resulting in lower income yields and may produce more volatile returns than the market as a whole. The Fund may have both Hedged and Unhedged share classes available. The Hedged share classes use forward foreign exchange contracts to protect returns in the base currency of the Fund. ESG Risk: there may be limitations to the availability, completeness or accuracy of ESG information from third-party providers, or inconsistencies in the consideration of ESG factors across different third party data providers, given the evolving nature of ESG.

DISCLAIMER

This document provides information about the Liontrust China Fund ('the Fund') and Liontrust Fund Partners LLP ('the Manager'). This document is issued by Liontrust Investment Partners LLP (2 Savoy Court, London WC2R 0EZ), authorised and regulated in the UK by the Financial Conduct Authority (FRN 518552) to undertake regulated investment business. It should not be construed as advice for investment in any product or security mentioned, an offer to buy or sell units/shares of Funds mentioned, or a solicitation to purchase securities in any company or investment product. Examples of stocks are provided for general information only to demonstrate our investment philosophy. The investment being promoted is for units in a fund, not directly in the underlying assets. This information and analysis is believed to be accurate at the time of publication, but is subject to change without notice. Whilst care has been taken in compiling the content, no representation or warranty is given, whether express or implied, by Liontrust as to its accuracy or completeness, including for external sources (which may have been used) which have not been verified. This is a marketing communication. Before making an investment, you should read the relevant Prospectus and the Key Investor Information Document (KIID) which provide full product details including investment charges and risks. These documents can be obtained, free of charge, from www.liontrust.co.uk or direct from Liontrust. If you are not a professional investor please consult a regulated financial adviser regarding the suitability of such an investment for you and your personal circumstances.