

FUND FACTSHEET

SUSTAINABLE FUTURE CORPORATE BOND FUND

2 Inc GBP Class

Covering the month of December 2024



THE FUND

The Fund aims to deliver income with capital growth over the long term (5 years or more) through using the Sustainable Future investment process. At least 80% of the Fund is invested in investment grade corporate bonds that are sterling denominated or hedged back to sterling. The Fund can also invest in government bonds and other fixed income securities.

THE TEAM



Kenny Watson



Aitken Ross



Jack Willis

FUND INFORMATION

Fund launch date	19.02.01
Class launch date	19.02.01
Comparator benchmark 1	iBoxx Sterling Corporate All Maturities Index
Comparator benchmark 2	IA Sterling Corporate Bond
Fund size [^]	£578.6m
Number of holdings	77
Min initial investment	£500,000
Min additional investment	£25,000
Sedol code	3002906
Bloomberg code	NUCPBD2 LN
ISIN code	GB0030029069

PORTFOLIO CHARACTERISTICS

Effective duration	7.03
Yield to Worst	5.44
Distribution yield	4.45
Volatility	9.20
Average credit quality	BBB+

Please refer to the glossary www.liontrust.co.uk/learning/our-guide-to-financial-words-and-terms for an explanation of financial words and terms within this factsheet

[^]Fund AUM shown is in the base currency of the fund.

KEY RISKS: Past performance does not predict future returns. You may get back less than you originally invested. Further Key Risks can be found on the last page.

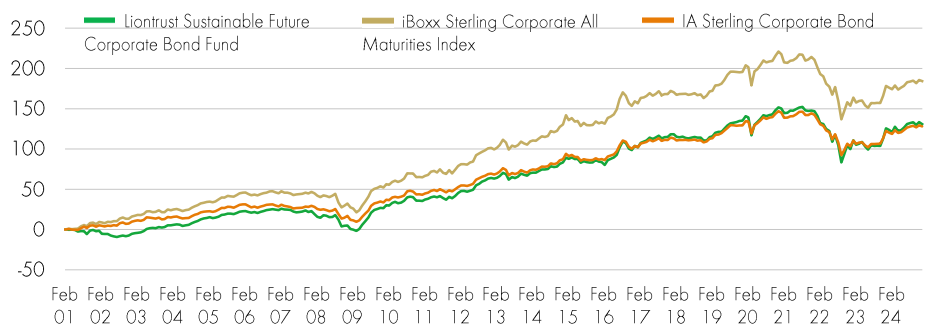
CUMULATIVE PERFORMANCE (%)

	1 month	3 months	6 months	YTD	1 year	3 years	5 years	Since inception
Liontrust Sustainable Future Corporate Bond Fund	-1.1%	-1.0%	2.0%	2.3%	2.3%	-6.5%	-1.9%	130.9%
iBoxx Sterling Corporate All Maturities Index	-0.5%	-0.2%	2.2%	2.2%	2.2%	-8.5%	-3.8%	184.4%
IA Sterling Corporate Bond	-0.6%	-0.3%	2.1%	2.6%	2.6%	-5.8%	-0.5%	128.1%
Quartile ranking	4	4	3	3	3	3	3	3

DISCRETE YEARS' PERFORMANCE (%)

	Dec 24	Dec 23	Dec 22	Dec 21	Dec 20
Liontrust Sustainable Future Corporate Bond Fund	2.3%	13.0%	-19.1%	-2.0%	7.0%
iBoxx Sterling Corporate All Maturities Index	2.2%	9.7%	-18.4%	-3.2%	8.6%
IA Sterling Corporate Bond	2.6%	9.4%	-16.1%	-1.9%	7.8%
Quartile ranking	3	1	4	3	3

PERFORMANCE SINCE CLASS LAUNCH DATE (%)



CALENDAR YEAR PERFORMANCE (%)

	2023	2022	2021	2020	2019	2018	2017	2016	2015	2014
Liontrust Sustainable Future Corporate Bond Fund	13.0%	-19.1%	-2.0%	7.0%	11.8%	-3.6%	7.2%	10.5%	0.5%	9.8%
iBoxx Sterling Corporate All Maturities Index	9.7%	-18.4%	-3.2%	8.6%	11.0%	-2.2%	5.0%	11.8%	0.6%	12.3%
IA Sterling Corporate Bond	9.4%	-16.1%	-1.9%	7.8%	9.5%	-2.2%	5.1%	9.1%	-0.3%	9.8%
Quartile ranking	1	4	3	3	1	4	1	1	2	3

Source for all performance data stated above: Financial Express & Morningstar, as at 31.12.24, total return, net of fees, income reinvested. All performance numbers shown relate to the class, and where the fund has launched prior to the share class, factsheets demonstrating the longer-term performance of the fund are available

SUSTAINABLE FUTURE CORPORATE BOND FUND



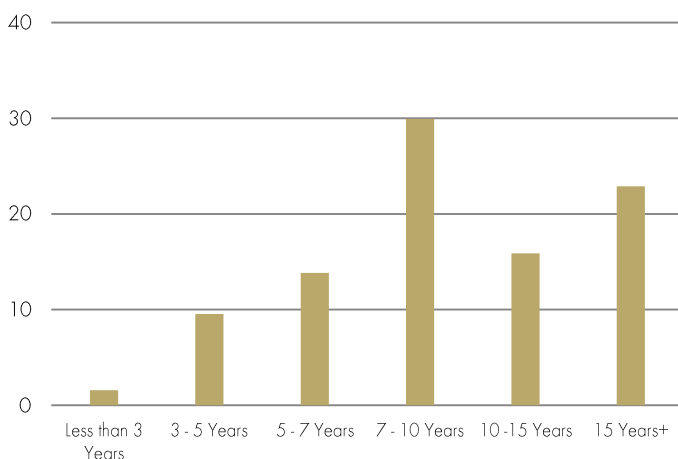
TOP 10 GOVERNMENT ISSUERS (%)

	Fund
UK GOVERNMENT	2.2%

CREDIT RATING (%)

AA	2.2%	
A	24.1%	
BBB	63.2%	
BB	4.1%	
Cash&Derivatives	6.4%	

BOND MATURITY BREAKDOWN



TOP 10 CREDIT ISSUERS (%)

LLOYDS BANKING GROUP PLC	3.6%
BARCLAYS BANK PLC	3.5%
NATIONAL WESTMINSTER BANK PLC	3.2%
YORKSHIRE BLDNG SOCIETY	3.0%
HSBC HOLDINGS PLC	2.5%
AVIVA PLC	2.4%
MOTABILITY OPERATIONS GROUP PLC	2.4%
LEGAL & GENERAL GRP PLC	2.2%
AT&T INC	2.2%
GLAS CYMRU HOLDINGS CYFYNGEDIG	2.2%

GEOGRAPHIC BREAKDOWN (%)

United Kingdom	66.3%	
France	6.3%	
United States	5.5%	
Netherlands	4.6%	
Luxembourg	3.1%	
Ireland	2.9%	
Spain	1.9%	
Denmark	1.2%	
Cash & Derivatives	6.4%	
Other	1.8%	

SECTOR BREAKDOWN (%)

Core Financials	39.8%	
Utilities	13.8%	
Telecommunications	10.4%	
Real Estate	8.0%	
Financial Services	5.4%	
Industrials	5.2%	
Housing Associations	4.1%	
Gilts	2.2%	
Financials	2.2%	
Other	2.5%	

SUSTAINABLE FUTURE CORPORATE BOND FUND

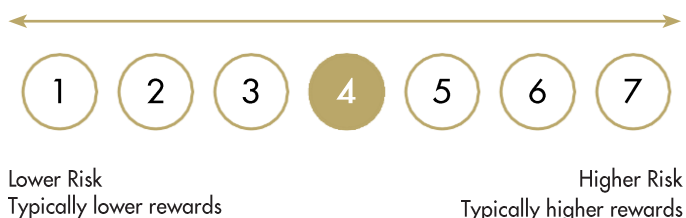


CHARGES

Initial charge	0.00%
Ongoing Charges Figure*	0.56%
Included within the OCF is the Annual Management Charge**	0.50%
Performance fees	2.00%

*The Ongoing Charges Figure (OCF) covers all aspects of operating a fund during the course of its financial year. These include the annual charge for managing the fund, administration and independent oversight functions, such as trustee, depository, custody, legal and audit fees and the ongoing costs of underlying investments including open and closed ended collective investment schemes. The OCF excludes portfolio transaction costs except for an entry/exit charge paid by the Fund when buying or selling units in another fund. This will have an impact on the realisable value of the investment, particularly in the short term. **These are the annual costs of running and managing the Fund.

RISK AND REWARD PROFILE



- The Fund is categorised 4 primarily for its exposure to a diversified portfolio of bonds along with a number of derivative positions.
- The SRRI may not fully take into account the following risks:
 - overseas investments may carry a higher currency risk. They are valued by reference to their local currency which may move up or down when compared to the currency of the Fund.
 - Bonds are affected by changes in interest rates and their value and the income they generate can rise or fall as a result;
 - the creditworthiness of a bond issuer may also affect that bond's value. Bonds that produce a higher level of income usually also carry greater risk as such bond issuers (high yield) may have difficulty in paying their debts. The value of a bond would be significantly affected if the issuer either refused to pay or was unable to pay.
- Credit Counterparty Risk: the fund uses derivative instruments that may result in higher cash levels. Outside of normal conditions, the Fund may choose to hold higher levels of cash. Cash may be deposited with several credit counterparties (e.g. international banks) or in shortdated bonds. A credit risk arises should one or more of these counterparties be unable to return the deposited cash.
- Liquidity Risk: the fund may encounter liquidity constraints from time to time. Participation rates on advertised volumes could fall reflecting the less liquid nature of the current market conditions.
- ESG Risk: there may be limitations to the availability, completeness or accuracy of ESG information from third-party providers, or inconsistencies in the consideration of ESG factors across different third party data providers, given the evolving nature of ESG.

KEY RISKS

Past performance does not predict future returns. You may get back less than you originally invested. We recommend this fund is held long term (minimum period of 5 years). We recommend that you hold this fund as part of a diversified portfolio of investments.

All investments will be expected to conform to our social and environmental criteria. Bonds are affected by changes in interest rates and their value and the income they generate can rise or fall as a result; The creditworthiness of a bond issuer may also affect that bond's value. Bonds that produce a higher level of income usually also carry greater risk as such bond issuers may have difficulty in paying their debts. The value of a bond would be significantly affected if the issuer either refused to pay or was unable to pay. Overseas investments may carry a higher currency risk. They are valued by reference to their local currency which may move up or down when compared to the currency of the Fund. The Fund can invest in derivatives. Derivatives are used to protect against currency, credit or interest rate moves or for investment purposes. There is a risk that losses could be made on derivative positions or that the counterparties could fail to complete on transactions. The Fund uses derivative instruments that may result in higher cash levels. Cash may be deposited with several credit counterparties (e.g. international banks) or in short-dated bonds. A credit risk arises should one or more of these counterparties be unable to return the deposited cash. The Fund may encounter liquidity constraints from time to time. Participation rates on advertised volumes could fall reflecting the less liquid nature of the current market conditions. Counterparty Risk: any derivative contract, including FX hedging, may be at risk if the counterparty fails.

DISCLAIMER

This document provides information about the Liontrust Sustainable Future Corporate Bond Fund ('the Fund') and Liontrust Fund Partners LLP ('the Manager'). This document is issued by Liontrust Investment Partners LLP (2 Savoy Court, London WC2R 0EZ), authorised and regulated in the UK by the Financial Conduct Authority (FRN 518552) to undertake regulated investment business. It should not be construed as advice for investment in any product or security mentioned, an offer to buy or sell units/shares of Funds mentioned, or a solicitation to purchase securities in any company or investment product. This information and analysis is believed to be accurate at the time of publication, but is subject to change without notice. Whilst care has been taken in compiling the content, no representation or warranty is given, whether express or implied, by Liontrust as to its accuracy or completeness, including for external sources (which may have been used) which have not been verified. This is a marketing communication. Before making an investment, you should read the relevant Prospectus and the Key Investor Information Document (KIID) which provide full product details including investment charges and risks. These documents can be obtained, free of charge, from www.liontrust.co.uk or direct from Liontrust. If you are not a professional investor please consult a regulated financial adviser regarding the suitability of such an investment for you and your personal circumstances.