


FUND FACTSHEET

GF SUSTAINABLE FUTURE US GROWTH FUND

B1 Acc USD Class

Covering the month of June 2025



THE FUND

The Ireland-domiciled and Article 9 Fund aims to achieve capital growth over the long term (five years or more) using the Sustainable Future investment process to invest predominantly in US equities. This process uses a thematic approach to identify the key structural growth trends that will shape the global economy of the future and the fund managers then seek to invest in well run companies whose products and operations capitalise on these transformative changes.

THE TEAM



Chris Foster



Simon Clements



Peter Michaelis

FUND INFORMATION

Fund launch date	7.07.23
Class launch date	7.07.23
Fund size [^]	\$110.7m
Number of holdings	46
Historic yield ^{^^}	0.00%
Active share*	83.23%
Ex-dividend date	01 Jan 01 Jul
Distribution date	31 Jan 31 Jul
Min initial investment	\$1,000
Min additional investment	\$1,000
Sedol code	BR3VH52
Bloomberg code	LITGWB1 ID
ISIN code	IE000PY5HCC7

Please refer to the glossary www.liontrust.co.uk/learning/our-guide-to-financial-words-and-terms for an explanation of financial words and terms within this factsheet

[^]Fund AUM shown is in the base currency of the fund.

^{^^}Historic Yield: This calculates the income distributions made by the fund over the past 12 months as a percentage of fund value or unit price.

*The fraction of a fund invested differently to its benchmark. A 100% active share is a fund with no holdings in the benchmark, a 0% active share is a fund identical to the benchmark.

KEY RISKS: Past performance does not predict future returns. You may get back less than you originally invested. Further Key Risks can be found on the last page.

CUMULATIVE PERFORMANCE (%)

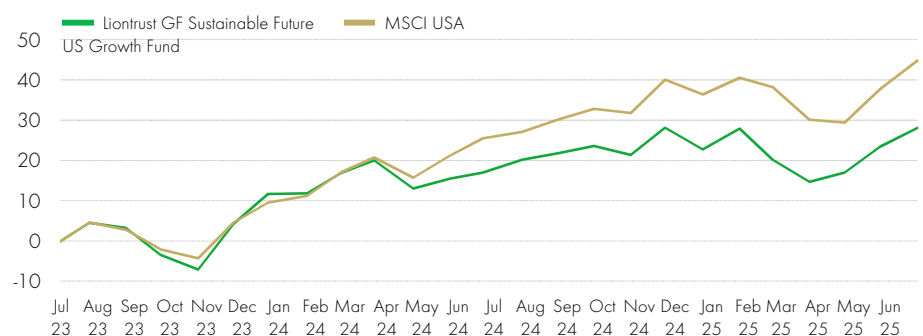
	1 month	3 months	6 months	YTD	1 year	3 years	5 years	Since inception
Liontrust GF Sustainable Future US Growth Fund	3.7%	11.6%	4.4%	4.4%	9.4%	-	-	28.0%
MSCI USA	5.1%	11.2%	6.1%	6.1%	15.3%	-	-	44.7%

DISCRETE YEARS' PERFORMANCE (%)

	Jun 25	Jun 24	Jun 23	Jun 22	Jun 21
Liontrust GF Sustainable Future US Growth Fund	9.4%	-	-	-	-
MSCI USA	15.3%	-	-	-	-

Discrete performance data is not available for five full 12 month periods due to the launch date of the portfolio. Further Key Risks can be found on the last page of this document.

PERFORMANCE SINCE CLASS LAUNCH DATE (%)



CALENDAR YEAR PERFORMANCE (%)

	2024	2023	2022	2021	2020	2019	2018	2017	2016	2015
Liontrust GF Sustainable Future US Growth Fund	9.9%	-	-	-	-	-	-	-	-	-
MSCI USA	24.6%	-	-	-	-	-	-	-	-	-

Source for all performance data stated above: Financial Express & Morningstar, as at 30.06.25, total return, net of fees, income reinvested. All performance numbers shown relate to the class, and where the fund has launched prior to the share class, factsheets demonstrating the longer-term performance of the fund are available

GF SUSTAINABLE FUTURE US GROWTH FUND



SECTOR BREAKDOWN (%)

Information Technology	28.3%	<div></div>
	32.9%	<div></div>
Health Care	20.2%	<div></div>
	9.4%	<div></div>
Financials	19.6%	<div></div>
	13.8%	<div></div>
Industrials	14.3%	<div></div>
	8.8%	<div></div>
Consumer Discretionary	6.5%	<div></div>
	10.5%	<div></div>
Communication Services	4.5%	<div></div>
	9.8%	<div></div>
Real Estate	2.9%	<div></div>
	2.1%	<div></div>
Materials	1.7%	<div></div>
	2.0%	<div></div>

Liontrust GF Sustainable Future US Growth Fund MSCI USA

MARKET CAPITALISATIONS (%)

Large	52.1%
Small	24.4%
Mid	21.5%

Market capitalisation has been defined using the MSCI Global Investable Market Indices Standards. Any securities falling out of these definitions are classified as Micro Cap.

TOP 5 OVERWEIGHTS (%)

Cadence Design Systems, Inc.	3.9%
American Tower Corporation	2.7%
Trupanion, Inc.	2.6%
Charles Schwab Corporation	2.6%
Alphabet Inc.	2.6%

GEOGRAPHIC BREAKDOWN (%)

United States	98.0%	<div></div>
	100.0%	<div></div>
Cash & Derivatives	2.0%	<div></div>
	0.0%	<div></div>

TOP 10 HOLDINGS (%)

Microsoft Corporation	5.1%
Alphabet Inc.	4.5%
Cadence Design Systems, Inc.	4.1%
Visa Inc.	3.6%
Mastercard Incorporated	3.0%
American Tower Corporation	2.9%
Charles Schwab Corporation	2.9%
KLA Corporation	2.8%
Trupanion, Inc.	2.6%
TopBuild Corp.	2.4%

TOP 5 UNDERWEIGHTS (%)

TESLA	-1.7%
META PLATFORMS A	-3.0%
AMAZON.COM	-3.9%
Apple Inc.	-5.7%
NVIDIA	-7.1%

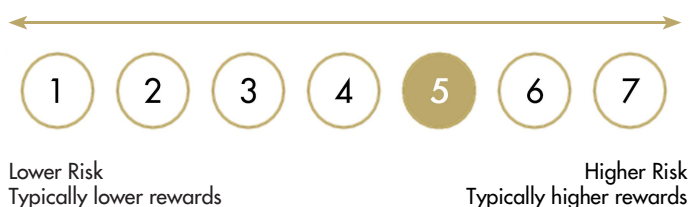


CHARGES

Initial charge	Up to 5.00%***
Ongoing Charges Figure*	1.62%
Included within the OCF is the Annual Management Charge**	1.50%

*The Ongoing Charges Figure (OCF) covers all aspects of operating a fund during the course of its financial year. These include the annual charge for managing the fund, administration and independent oversight functions, such as trustee, depository, custody, legal and audit fees and the ongoing costs of underlying investments including open and closed ended collective investment schemes. The OCF excludes portfolio transaction costs except for an entry/exit charge paid by the Fund when buying or selling units in another fund. This will have an impact on the realisable value of the investment, particularly in the short term. **These are the annual costs of running and managing the Fund. ***This is the maximum that might be taken out of your money before it is invested.

RISK AND REWARD PROFILE



RISK RATIOS

Annualised over three years

Alpha

Beta

Information Ratio

Annualised over five years

Portfolio volatility

Benchmark volatility

As the share class has been in existence for less than three years, there is insufficient data to provide risk ratios. Where the Fund has a short track record, the ratios shown may be based upon the historic data of the Fund as well as a representative fund or the ratio may be calculated over a shorter time period. Calculated monthly.

- The Fund is categorised 5 primarily for its exposure to US equities.
- The SRI may not fully take into account the following risks:
 - that a company may fail thus reducing its value within the Fund;
 - overseas investments may carry a higher currency risk. They are valued by reference to their local currency which may move up or down when compared to the currency of the Fund.
- Credit Counterparty Risk: outside of normal conditions, the Fund may hold higher levels of cash which may be deposited with several credit counterparties (e.g. international banks). A credit risk arises should one or more of these counterparties be unable to return the deposited cash.
- Diversification Risk: the fund is expected to invest in companies predominantly in a single country which may be subject to greater political, social and economic risks which could result in greater volatility than investments in more broadly diversified funds.
- Liquidity Risk: the fund may encounter liquidity constraints from time to time. The spread between the price you buy and sell shares will reflect the less liquid nature of the underlying holdings.
- ESG Risk: there may be limitations to the availability, completeness or accuracy of ESG information from third-party providers, or inconsistencies in the consideration of ESG factors across different third party data providers, given the evolving nature of ESG.

KEY RISKS

Past performance does not predict future returns. You may get back less than you originally invested. We recommend this fund is held long term (minimum period of 5 years). We recommend that you hold this fund as part of a diversified portfolio of investments.

All investments will be expected to conform to our social and environmental criteria. Overseas investments may carry a higher currency risk. They are valued by reference to their local currency which may move up or down when compared to the currency of the Fund. This Fund may have a concentrated portfolio, i.e. hold a limited number of investments. If one of these investments falls in value this can have a greater impact on the Fund's value than if it held a larger number of investments.

The Fund may encounter liquidity constraints from time to time. The spread between the price you buy and sell shares will reflect the less liquid nature of the underlying holdings. Outside of normal conditions, the Fund may hold higher levels of cash which may be deposited with several credit counterparties (e.g. international banks). A credit risk arises should one or more of these counterparties be unable to return the deposited cash. Counterparty Risk: a derivative contract, including FX hedging, may be at risk if the counterparty fails.

DISCLAIMER

This document provides information about the Liontrust GF Sustainable Future US Growth Fund ('the Fund'). Non UK individuals: This document is issued by Liontrust Europe S.A., a Luxembourg public limited company (société anonyme) incorporated on 14 October 2019 and authorised by and regulated as an investment firm in Luxembourg by the Commission de Surveillance du Secteur Financier ("CSSF") having its registered office at 18, Val Sainte Croix, LD 1370 Luxembourg, Grand Duchy of Luxembourg and registered with the Luxembourg trade and companies register under number B.238295. UK individuals: This document is issued by Liontrust Investment Partners LLP (2 Savoy Court, London WC2R 0EZ), authorised and regulated in the UK by the Financial Conduct Authority (FRN 518552) to undertake regulated investment business. Liontrust Europe S.A. and/or Liontrust Investment Partners LLP may terminate marketing at any time. It should not be construed as advice for investment in any product or security mentioned, an offer to buy or sell units/shares of Funds mentioned, or a solicitation to purchase securities in any company or investment product. Examples of stocks are provided for general information only to demonstrate our investment philosophy. The investment being promoted is for units in a fund, not directly in the underlying assets. This information and analysis is believed to be accurate at the time of publication, but is subject to change without notice. Whilst care has been taken in compiling the content, no representation or warranty is given, whether express or implied, by Liontrust as to its accuracy or completeness, including for external sources (which may have been used) which have not been verified. This is a marketing communication. Before making an investment, you should read the relevant Prospectus, which is available in English, and the Key Investor Information Document (KIID) and/or PRIIP/KID, which provide full product details including investment charges and risks. These documents can be obtained, free of charge, from www.liontrust.eu or direct from Liontrust. If you are not a professional investor please consult a regulated financial adviser regarding the suitability of such an investment for you and your personal circumstances. The Fund qualifies as an undertaking for collective investment in transferable securities ("UCITS") and has obtained recognition under the European Communities Directive for marketing in certain member states in the European Economic Area. The decision to invest in a fund should take into account all the characteristics and objectives of the fund (inclusive of sustainability features) as described in the prospectus. Further information can be found here: <https://www.liontrust.eu/sfdr>. For interested parties in Switzerland the Memorandum and Articles of Association, the Prospectus, the Key Information Document as well as the Annual Reports and, if applicable, the Semi Annual Reports may be obtained free of charge from the Swiss Representative. In Switzerland the Swiss Representative is: ACOLIN Fund Services AG, Leutschenbachstrasse 50, CHD8050 Zurich, Switzerland and the Swiss Paying Agent is: Banque Cantonale Vaudoise, Place St François 14, CHD1003 Lausanne, Switzerland.