


SUSTAINABLE FUTURE UK GROWTH FUND

M Acc GBP Class

Covering the month of June 2025



THE FUND

The Fund aims to deliver capital growth over the long term (5 years or more) using the Sustainable Future investment process to invest in companies incorporated, domiciled or which conduct significant business in the United Kingdom (UK). This process uses a thematic approach to identify the key structural growth trends that will shape the global economy of the future and the fund managers then seek to invest in well run companies whose products and operations capitalise on these transformative changes.

THE TEAM



Peter Michaelis



Martyn Jones

FUND INFORMATION

Fund launch date	19.02.01
Class launch date	10.02.20
Comparator benchmark 1	MSCI UK
Comparator benchmark 2	IA UK All Companies
Fund size [^]	£497.4m
Number of holdings	46
Historic yield ^{^^}	1.56%
Comparator benchmark 1 Yield	3.49%
Active share*	74.50%
Ex-dividend date	01 Feb 01 Aug
Distribution date	31 Mar 30 Sep
Min initial investment	£50,000,000
Min additional investment	£500,000
Sedol code	BL1NPJ8
Bloomberg code	LIFUGMG LN
ISIN code	GB00BL1NPJ81

Please refer to the glossary www.liontrust.co.uk/learning/our-guide-to-financial-words-and-terms for an explanation of financial words and terms within this factsheet

[^]Fund AUM shown is in the base currency of the fund.

^{^^}Historic Yield: This calculates the income distributions made by the fund over the past 12 months as a percentage of fund value or unit price.

*The fraction of a fund invested differently to its benchmark. A 100% active share is a fund with no holdings in the benchmark, a 0% active share is a fund identical to the benchmark.

KEY RISKS: Past performance does not predict future returns. You may get back less than you originally invested. Further Key Risks can be found on the last page.

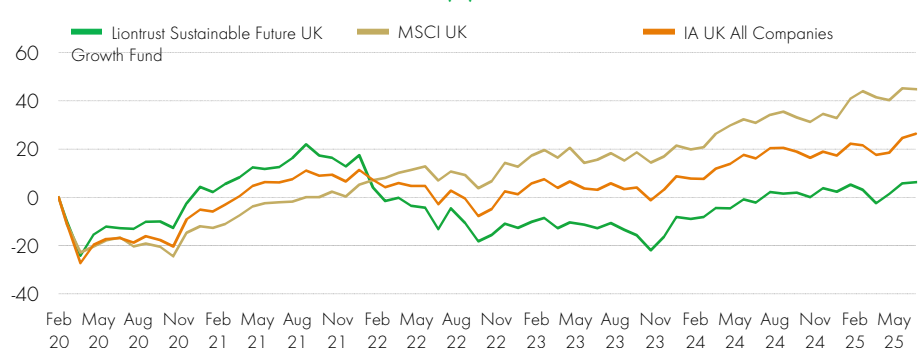
CUMULATIVE PERFORMANCE (%)

	1 month	3 months	6 months	YTD	1 year	3 years	5 years	Since inception
Liontrust Sustainable Future UK Growth Fund	0.5%	9.0%	4.0%	4.0%	8.6%	22.5%	21.8%	6.3%
MSCI UK	-0.2%	2.4%	9.0%	9.0%	10.7%	35.4%	73.6%	44.8%
IA UK All Companies	1.3%	7.4%	7.7%	7.7%	8.7%	30.0%	51.9%	26.3%
Quartile ranking	3	2	4	4	3	4	4	-

DISCRETE YEARS' PERFORMANCE (%)

	Jun 25	Jun 24	Jun 23	Jun 22	Jun 21
Liontrust Sustainable Future UK Growth Fund	8.6%	12.2%	0.5%	-22.8%	28.9%
MSCI UK	10.7%	13.1%	8.1%	9.2%	17.4%
IA UK All Companies	8.7%	12.6%	6.2%	-8.5%	27.7%
Quartile ranking	3	3	4	4	2

PERFORMANCE SINCE CLASS LAUNCH DATE (%)



CALENDAR YEAR PERFORMANCE (%)

	2024	2023	2022	2021	2020	2019	2018	2017	2016	2015
Liontrust Sustainable Future UK Growth Fund	11.4%	5.2%	-25.7%	12.6%	-	-	-	-	-	-
MSCI UK	9.5%	7.7%	7.1%	19.6%	-	-	-	-	-	-
IA UK All Companies	7.9%	7.4%	-9.1%	17.2%	-	-	-	-	-	-
Quartile ranking	1	4	4	4	-	-	-	-	-	-

Source for all performance data stated above: Financial Express & Morningstar, as at 30.06.25, total return, net of fees, income reinvested. All performance numbers shown relate to the class, and where the fund has launched prior to the share class, factsheets demonstrating the longer-term performance of the fund are available



The Fund adopted the Sustainability Focus label under the Sustainability Disclosure Requirements (SDR) from 1 April 2025. The label is intended for a fund that "invests mainly in assets that focus on sustainability for people or the planet". The Fund also meets an additional key requirement of the labelling regime by investing at least 70% of its total assets in sustainable investments.

SUSTAINABLE FUTURE UK GROWTH FUND



SECTOR BREAKDOWN (%)

Financials	30.5%	
	24.4%	
Industrials	19.0%	
	15.6%	
Information Technology	12.7%	
	1.2%	
Health Care	10.4%	
	13.0%	
Consumer Discretionary	10.4%	
	4.9%	
Communication Services	4.5%	
	2.5%	
Utilities	4.5%	
	4.8%	
Consumer Staples	3.5%	
	16.5%	
Other	4.0%	
	17.0%	
Cash & Derivatives	0.4%	
	0.0%	

■ Liontrust Sustainable Future UK Growth Fund ■ MSCI UK

TOP 5 OVERWEIGHTS (%)

Kingspan Group plc	3.3%
Wise plc	3.0%
Convatec Group Plc	3.0%
Paragon Banking Group PLC	2.9%
Softcat plc	2.8%

GEOGRAPHIC BREAKDOWN (%)

United Kingdom	92.4%	
	100.0%	
Ireland	4.6%	
	0.0%	
United States	2.6%	
	0.0%	

■ Liontrust Sustainable Future UK Growth Fund ■ MSCI UK

MARKET CAPITALISATIONS (%)

Large	36.7%
Small	33.0%
Mid	19.4%
Micro	8.7%
Cash & Derivatives	0.4%

Market capitalisation has been defined using the MSCI Global Investable Market Indices Standards. Any securities falling out of these definitions are classified as Micro Cap.

TOP 10 HOLDINGS (%)

3i Group plc	3.8%
Unilever PLC	3.5%
Wise plc	3.4%
NatWest Group Plc	3.3%
Compass Group PLC	3.3%
Kingspan Group plc	3.3%
AstraZeneca PLC	3.2%
Haleon plc.	3.1%
Admiral Group plc	3.1%
London Stock Exchange Group plc	3.1%

TOP 5 UNDERWEIGHTS (%)

RELX (GB)	-3.6%
ROLLS-ROYCE GROUP	-4.1%
AstraZeneca PLC	-4.6%
SHELL	-7.6%
HSBC HOLDINGS (GB)	-7.8%

SUSTAINABLE FUTURE UK GROWTH FUND



CHARGES

Initial charge	0.00%
Ongoing Charges Figure*	0.68%
Included within the OCF is the Annual Management Charge**	0.60%

*The Ongoing Charges Figure (OCF) covers all aspects of operating a fund during the course of its financial year. These include the annual charge for managing the fund, administration and independent oversight functions, such as trustee, depository, custody, legal and audit fees and the ongoing costs of underlying investments including open and closed ended collective investment schemes. The OCF excludes portfolio transaction costs except for an entry/exit charge paid by the Fund when buying or selling units in another fund. This will have an impact on the realisable value of the investment, particularly in the short term. **These are the annual costs of running and managing the Fund.

RISK RATIOS

Annualised over three years


Alpha	-3.52%
Beta	1.08
Information Ratio	-0.32

Annualised over five years

Portfolio volatility	15.89%
Benchmark volatility	11.24%

Where the Fund has a short track record, the ratios shown may be based upon the historic data of the Fund as well as a representative fund or the ratio may be calculated over a shorter time period. Calculated monthly.

RISK AND REWARD PROFILE



- The Fund is categorised 6 primarily for its exposure to UK equities.
- The SRRI may not fully take into account the following risks:
 - that a company may fail thus reducing its value within the Fund;
 - overseas investments may carry a higher currency risk. They are valued by reference to their local currency which may move up or down when compared to the currency of the Fund.
- Credit Counterparty Risk: outside of normal conditions, the Fund may hold higher levels of cash which may be deposited with several credit counterparties (e.g. international banks). A credit risk arises should one or more of these counterparties be unable to return the deposited cash.
- Diversification Risk: the fund is expected to invest in companies predominantly in a single country which may be subject to greater political, social and economic risks which could result in greater volatility than investments in more broadly diversified funds.
- Smaller Companies Risk: the fund will invest in smaller companies and may invest a small proportion (less than 10%) of the Fund in unlisted securities. There may be liquidity constraints in these securities from time to time, i.e. in certain circumstances, the fund may not be able to sell a position for full value or at all in the short term. This may affect performance and could cause the fund to defer or suspend redemptions of its shares. The Fund may invest in companies listed on the Alternative Investment Market (AIM) which is primarily for emerging or smaller companies. The rules are less demanding than those of the official List of the London Stock Exchange and therefore companies listed on AIM may carry a greater risk than a company with a full listing.
- ESG Risk: there may be limitations to the availability, completeness or accuracy of ESG information from third-party providers, or inconsistencies in the consideration of ESG factors across different third party data providers, given the evolving nature of ESG.

KEY RISKS

Past performance does not predict future returns. You may get back less than you originally invested. We recommend this fund is held long term (minimum period of 5 years). We recommend that you hold this fund as part of a diversified portfolio of investments.

All investments will be expected to conform to our social and environmental criteria. The Fund may encounter liquidity constraints from time to time. The spread between the price you buy and sell shares will reflect the less liquid nature of the underlying holdings. The Fund may invest in companies listed on the Alternative Investment Market (AIM) which is primarily for emerging or smaller companies. The rules are less demanding than those of the official List of the London Stock Exchange and therefore companies listed on AIM may carry a greater risk than a company with a full listing. The Fund will invest in smaller companies and may invest a small proportion (less than 10%) of the Fund in unlisted securities. There may be liquidity constraints in these securities from time to time, i.e. in certain circumstances, the fund may not be able to sell a position for full value or at all in the short term. This may affect performance and could cause the fund to defer or suspend redemptions of its shares. Outside of normal conditions, the Fund may hold higher levels of cash which may be deposited with several credit counterparties (e.g. international banks). A credit risk arises should one or more of these counterparties be unable to return the deposited cash. Counterparty Risk: any derivative contract, including FX hedging, may be at risk if the counterparty fails.

DISCLAIMER

This document provides information about the Liontrust Sustainable Future UK Growth Fund ('the Fund') and Liontrust Fund Partners LLP ('the Manager'). This document is issued by Liontrust Investment Partners LLP (2 Savoy Court, London WC2R 0EZ), authorised and regulated in the UK by the Financial Conduct Authority (FRN 518552) to undertake regulated investment business. It should not be construed as advice for investment in any product or security mentioned, an offer to buy or sell units/shares of Funds mentioned, or a solicitation to purchase securities in any company or investment product. Examples of stocks are provided for general information only to demonstrate our investment philosophy. The investment being promoted is for units in a fund, not directly in the underlying assets. This information and analysis is believed to be accurate at the time of publication, but is subject to change without notice. Whilst care has been taken in compiling the content, no representation or warranty is given, whether express or implied, by Liontrust as to its accuracy or completeness, including for external sources (which may have been used) which have not been verified. This is a marketing communication. Before making an investment, you should read the relevant Prospectus and the Key Investor Information Document (KIID) which provide full product details including investment charges and risks. These documents can be obtained, free of charge, from www.liontrust.co.uk or direct from Liontrust. If you are not a professional investor please consult a regulated financial adviser regarding the suitability of such an investment for you and your personal circumstances.