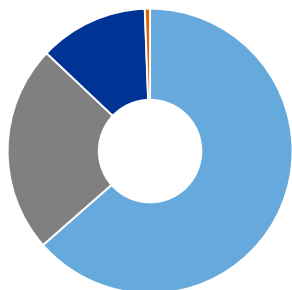


Russell Investments Money Market Pool

March 31, 2024

Pool composition¹



Sector
 ■ Government
 ■ Provincial
 ■ Corporates
 ■ Other

Target
 64.3%
 23.8%
 12.5%
 -0.6%

¹May not add to 100% due to rounding.

Goal

To provide the maximum current income that is consistent with preservation of capital and liquidity by investing primarily in Canadian money market securities.

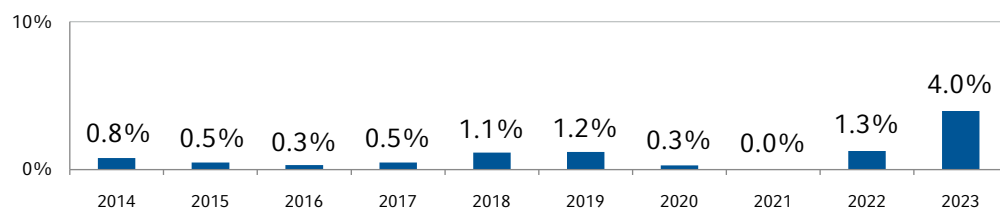
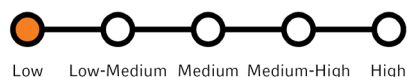
Investment strategy

Russell Investments Money Market Pool (The Fund) invests in Canadian money market securities of government issuers based on their outlook for short-term interest rates. The Fund can also invest up to 15% of its portfolio in Canadian bank debt with a maturity of five (5) business days or less.

Performance review²

	1 month	3 months	6 months	Year to date	1 year	3 years	5 years	10 years	Since inception
Series F	0.49%	1.21%	2.31%	1.21%	4.30%	2.14%	1.50%	1.09%	1.47%

Annual returns²



² All Performance shown is for Series F. Series F is a wrap or fee-for-service program and as such, the performance shown does not include the advisory fee paid by the investor to the dealer that would have reduced returns. Series F management fees are lower than Series B. Annual returns are calendar year returns for the last ten years or since inception if the Fund has less than ten years of history. Performance is annualized except for periods of less than one year.

Fund facts

Series inception date: 03/12/2001

MER³: 0.69%

Total fund assets: \$20.26M

Current yield⁴: 4.05%

Effective yield⁵: 4.13%

Average term to maturity: 53 days

CORPORATE CLASS: A similar corporate class fund is available.

Russell Investments Money Market Pool

Fund Codes (FRC)

	Trust	Class*
B (front load)	561	2072
F (fee based)	562	2077

For additional Series fund codes, visit russellinvestments.com/ca/fundcodes

*Switches Only

³ As of March 31, 2023. Management expense ratio (MER) is based on total expenses (excluding commissions and other portfolio transaction costs) for the stated period and is expressed as an annualized percentage of daily average net asset value during the period. The MER does not reflect the November 1, 2023 management fee decrease of 35 basis points.

⁴ The Current Yield is an annualized historical yield based on the seven-day period ended on February 29, 2024 and does not represent an actual one-year return.

⁵ Effective Yield is an annualized historical yield based on the seven-day period ended on February 29, 2024 annualized by compounding the seven-day return and does not represent an actual one-year return.

*Std. dev. = standard deviation. For definition of terms please visit <https://russellinvestments.com/ca/glossary-of-terms>.

Important Information

Commissions, trailing commissions, management fees and expenses all may be associated with mutual fund investments. Please read the prospectus before investing. The performance data provided assumes unit/share value and reinvestment of all dividends or distributions and does not take into account sales, redemption, distribution or optional charges or income taxes payable by any security holder that would have reduced returns. Mutual fund securities are not covered by the Canada Deposit Insurance Corporation or by any other government deposit insurer. There can be no assurances that the fund will be able to maintain its net asset value per security at a constant amount or that the full amount of your investment in the fund will be returned to you. Past performance may not be repeated. All rates of return shown are for periods ending March 31, 2024. Rates of return shown for less than one year are not annualized. All other data shown is as of March 31, 2024 with exception of Number of holdings and Average term to maturity, which are as of February 29, 2024. Holdings may differ from a fund's holdings in its annual financial statements.

As with all mutual funds, investment in this mutual fund contains risks that may make it unsuitable for investors, depending on their investment objectives and risk tolerance. If the fund does not perform as intended, an investor may experience a loss of part or all of their principal invested. Please read the prospectus of this fund for a detailed description of the risks involved in this investment.

Diversification and strategic asset allocation do not assure a profit or protect against loss in declining markets.

Nothing in this publication is intended to constitute legal, tax, securities or investment advice, nor an opinion regarding the appropriateness of any investment, nor a solicitation of any type. This is a publication of Russell Investments Canada Limited and has been prepared solely for information purposes. It is made available on an "as is" basis. Russell Investments Canada Limited does not make any warranty or representation regarding the information.

Copyright © Russell Investments Canada Limited 2024. All rights reserved.

Frank Russell Company is the owner of the Russell trademarks contained in this material and all trademark rights related to the Russell trademarks, which the members of the Russell Investments group of companies are permitted to use under license from Frank Russell Company. The members of the Russell Investments group of companies are not affiliated in any manner with Frank Russell Company or any entity operating under the "FTSE RUSSELL" brand.

Russell Investments is the operating name of a group of companies under common management, including Russell Investments Canada Limited. Russell Investments' ownership is composed of a majority stake held by funds managed by TA Associates, with a significant minority stake held by funds managed by Reverence Capital Partners. Certain of Russell Investments' employees and Hamilton Lane Advisors, LLC also hold minority, non-controlling, ownership stakes.

Upon request, we will provide our publications in accessible formats in a timely manner, depending upon document specifications. Date of first publication: April 2024