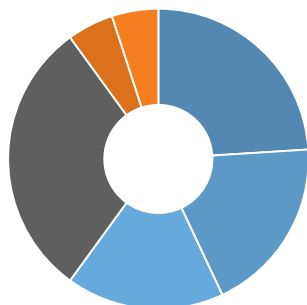


# Russell Investments Multi-Factor Global Balanced

April 30, 2024

## Asset allocation<sup>1, 2</sup>

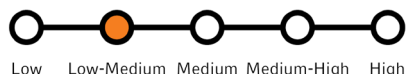


Fund	Target
■ Multi-Factor US Equity Pool	24.0%
■ Multi-Factor International Equity Pool	19.0%
■ Multi-Factor Canadian Equity Pool	17.0%
■ Fixed Income Pool	30.0%
■ Global Infrastructure Pool	5.0%
■ Global Real Estate Pool	5.0%

<sup>1</sup> Please see the prospectus for an explanation of the investment styles and risks of investing in a mutual fund.

<sup>2</sup> Fund names are preceded by "Russell Investments".

## Risk tolerance



## Fund facts

Series inception date: 11/23/2018

MER<sup>6</sup>: 0.84%

Asset Class: Balanced

Total fund assets: \$9.36M

Yield to maturity: 1.57%

Annualized std. dev.\* 3yr: 9.8%

Annualized std. dev.\* 5yr: 10.2%

## Goal

To provide long-term capital growth with some income, primarily through exposure to Canadian and foreign equity securities and, to a lesser extent, exposure to fixed income investments using multiple factors to select investments. The fund may invest in other mutual funds.

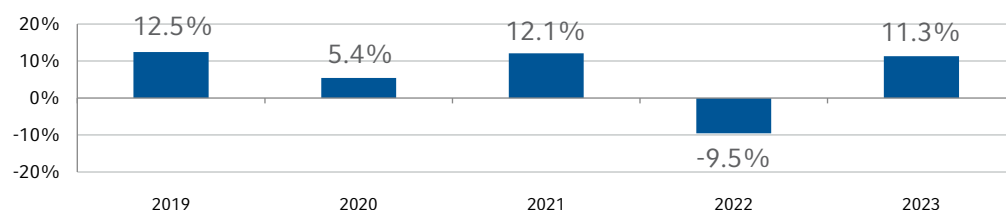
## Investment strategy

Russell Investments Multi-Factor Global Balanced (The Fund) uses research driven analysis that seeks to isolate and assess a diversified set of factors, each of which is intended to identify suitable investments.

## Performance review<sup>3</sup>

	1 month	3 months	6 months	Year to date	1 year	3 years	5 years	10 years	Since inception
Series F	-2.2%	3.0%	12.7%	3.3%	7.9%	4.1%	5.0%	-	6.0%

## Annual returns<sup>3</sup>



<sup>3</sup> All Performance shown is for Series F. Series F is a wrap or fee-for-service program and as such, the performance shown does not include the advisory fee paid by the investor to the dealer that would have reduced returns. Series F management fees are lower than Series B. Annual returns are calendar year returns for the last ten years or since inception if the Fund has less than ten years of history. Performance is annualized except for periods of less than one year.

## Ten largest holdings<sup>4</sup>

Holdings	Weight
Fixed Income Pool Series O	31.8%
Multi-Factor US Equity Pool Series O	21.9%
Multi-Factor Intl Equity Pool Series O	17.8%
Multi-Factor Canadian Equity Pool Series O	16.9%
Global Infrastructure Pool Series O	6.0%
Global Real Estate Pool Series O	5.0%
Canadian Dollar	0.3%

\* These are not Russell Investments Funds.

All fund names are preceded by Russell Investments.

<sup>4</sup> If the fund has less than 10 holdings, all holdings are shown.

## Holdings by sector<sup>5</sup>

Sector	Weight
Foreign	53.1%
Provincial/Municipal	11.2%
Corporate	9.4%
Federal	7.0%
Other	19.3%

<sup>5</sup> This list does not include unclassified securities and may not add to 100%. Other includes investment vehicles not falling within one of the top nine sectors listed above.

# Russell Investments Multi-Factor Global Balanced

## Regional allocations

	Region
Canada	46.7%
United States	29.6%
Europe	11.6%
Japan	4.8%
United Kingdom	3.2%
Asia ex Japan	2.8%
Emerging Markets	0.8%
Other	0.6%

This list does not include unclassified securities and may not add to 100%

## Fund Codes (FRC)

	Trust	Trust US\$
B (front load)	260	220
F (fee based)	560	520
O	660	N/A

For additional Series fund codes, visit [russellinvestments.com/ca/fundcodes](https://russellinvestments.com/ca/fundcodes)

<sup>6</sup> As of March 31, 2023. Management expense ratio (MER) is based on total expenses (excluding commissions and other portfolio transaction costs) for the stated period and is expressed as an annualized percentage of daily average net asset value during the period. Reflects the annual rate at which dividends are being paid. It is the weighted average of each stock's annual dividend rate (including any one time special dividends) divided by the price of the stock as of March 31, 2024. Investment management fees, expenses and taxes are not included in this calculation that would have decreased the yield shown. Dividend yields can change based on the performance of underlying stocks.

\*Std. dev. = standard deviation. For definition of terms please visit <https://russellinvestments.com/ca/glossary-of-terms>.

## Important Information

Commissions, trailing commissions, management fees and expenses all may be associated with mutual fund investments. Please read the prospectus before investing. The indicated rates of returns are the historical annual compounded total returns including changes in unit/share value and reinvestment of all dividends or distributions and does not take into account sales, redemption, distribution or optional charges or income taxes payable by any security holder that would have reduced returns. Mutual Funds are not guaranteed, their values change frequently and past performance may not be repeated.

All rates of return shown are for periods ending April 30, 2024. Rates of return shown for less than one year are not annualized. All other data shown is as of April 30, 2024 with exception of Ten largest holdings, Holdings by sector, Number of holdings, Price to earnings, Price to book, Dividend yield, Weighted avg mkt cap, Market cap distribution and Regional allocations, which are as of March 31, 2024. Holdings may differ from a fund's holdings in its annual financial statements.

As with all mutual funds, investment in this mutual fund contains risks that may make it unsuitable for investors, depending on their investment objectives and risk tolerance. If the fund does not perform as intended, an investor may experience a loss of part or all of their principal invested. Please read the prospectus of this fund for a detailed description of the risks involved in this investment.

Diversification and strategic asset allocation do not assure a profit or protect against loss in declining markets.

Nothing in this publication is intended to constitute legal, tax, securities or investment advice, nor an opinion regarding the appropriateness of any investment, nor a solicitation of any type. This is a publication of Russell Investments Canada Limited and has been prepared solely for information purposes. It is made available on an "as is" basis. Russell Investments Canada Limited does not make any warranty or representation regarding the information.

Copyright © Russell Investments Canada Limited 2024. All rights reserved.

Frank Russell Company is the owner of the Russell trademarks contained in this material and all trademark rights related to the Russell trademarks, which the members of the Russell Investments group of companies are permitted to use under license from Frank Russell Company. The members of the Russell Investments group of companies are not affiliated in any manner with Frank Russell Company or any entity operating under the "FTSE RUSSELL" brand.

Russell Investments is the operating name of a group of companies under common management, including Russell Investments Canada Limited. Russell Investments' ownership is composed of a majority stake held by funds managed by TA Associates, with a significant minority stake held by funds managed by Reverence Capital Partners. Certain of Russell Investments' employees and Hamilton Lane Advisors, LLC also hold minority, non-controlling, ownership stakes.

Upon request, we will provide our publications in accessible formats in a timely manner, depending upon document specifications. Date of first publication: May 2024