



Artemis Strategic Assets Fund

Class I accumulation units, GBP

MARKETING COMMUNICATION

99.61p

price at 28 Feb 2025

0.725%

ongoing charge

March 2025 (data as of 28 February 2025)

OBJECTIVE AND INVESTMENT POLICY

Objective

To grow the value of your investment by greater than 3% above the Consumer Price Index (CPI) per annum after fees over a minimum five year period, by strategically allocating the fund's assets within a diversified range of asset classes in markets around the world.

There is no guarantee that the objective will be achieved over this or any other time period, and your capital is at risk.

Investment policy

What the fund invests in

The fund may invest directly, or indirectly via derivatives, in the following instruments:

- Exchange traded funds and notes.
- Company shares.
- Fixed interest securities (known as bonds), whether issued by a company, a government or another entity.
- Other funds managed by Artemis.
- Money market instruments, cash and near cash.

Use of derivatives

The fund may use derivatives:

- For investment purposes to take both long and short positions. This may include: futures, options, forwards and total return swaps on both exchange traded and over the counter (i) equity and fixed interest securities (whether individual securities or baskets or indices to obtain wider market exposure); and (ii) currencies other than Pound Sterling.
- to produce additional income or growth
- to reduce risk
- to manage the fund efficiently
- to create leverage.

Where the fund invests

- The fund may invest within the UK and internationally and the manager will not be restricted in the choice of investments either by industry or the geographical spread of the portfolio.

Industries the fund invests in

- Any

Other limitations specific to this fund

- The fund may gain exposure of up to 100% of the fund's Net Asset Value (calculated on a net exposure basis) in any combination of equities, bonds, property or commodities (indirectly).
- Investments in money market instruments, cash and near cash will lie in a range of 0%-100% of the fund's Net Asset Value.
- The fund will not typically be net short equities. However, in volatile market conditions the fund may be net short equities, but never exceeding 50% of the fund's Net Asset Value.
- The fund may have a net short exposure (up to 100%) to bonds.
- Total gross exposure to currencies other than Pound Sterling (long and short) via FX forwards, FX futures, exchange traded funds, and cash or cash equivalents, shall lie in the range of 0% - 200% of the fund's Net Asset Value.

Investment strategy

- The fund is actively managed.
- The manager will use its discretion to actively manage the portfolio and the proportion of the fund's assets which are invested in each asset class in response to the manager's view of market conditions and its analysis of macro-economic factors.
- The fund allocates to, and selects investments in, different asset classes, geographies, industries and individual companies and issuers with the aim of performing well when markets are favourable and preserving capital when markets are poor. For example, if the manager believes that bond market conditions are less favourable then the fund's net bond exposure can be reduced by short selling bonds or by investing a higher proportion of the fund's assets in asset classes other than bonds.

Benchmarks

- UK Consumer Price Index +3%
A widely-used indicator of UK inflation. It acts as a 'target benchmark' that the fund aims to outperform by at least 3% per annum over at least five years.
- IA Flexible Investment NR
A group of other asset managers' funds that invest in similar asset types as this fund, collated by the Investment Association. It acts as a 'comparator benchmark' against which the fund's performance can be compared. Management of the fund is not restricted by this benchmark.

For the latest fund and market commentaries, visit www.artemisfunds.com/insights, and for any important changes to y(our) funds, visit www.artemisfunds.com/fund-changes.



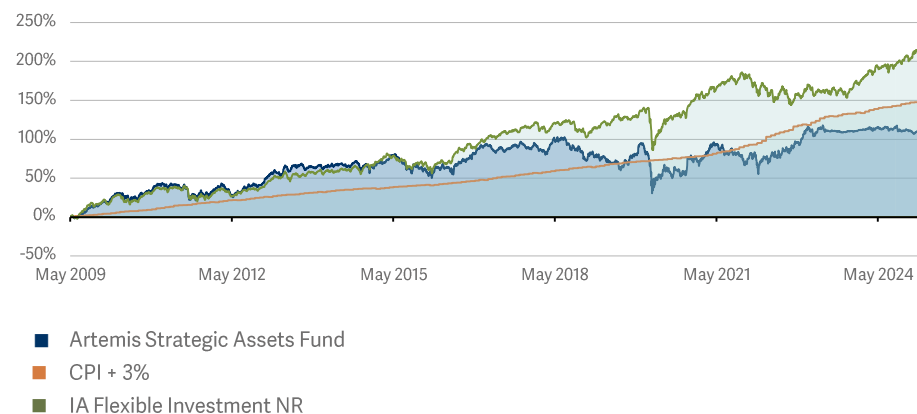
PERFORMANCE

Past performance is not a guide to the future.

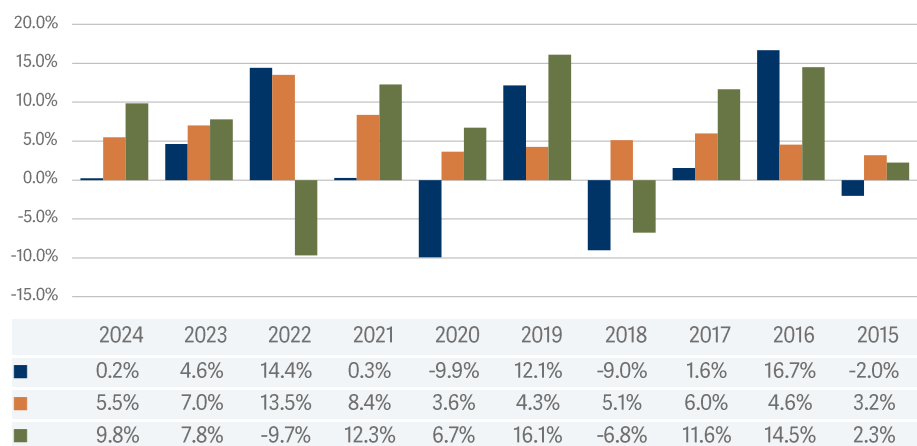
CUMULATIVE PERFORMANCE

	Since launch	10 yrs	5 yrs	3 yrs	1 yr	6 mo	3 mo	1 mo
Artemis Strategic Assets	107.7%	22.5%	24.7%	22.7%	-2.1%	-2.2%	-1.8%	-0.1%
CPI + 3%	149.4%	82.1%	44.2%	27.7%	5.8%	2.8%	1.4%	0.7%
IA Flexible Investment NR	208.6%	77.7%	38.7%	17.1%	10.1%	4.4%	1.2%	-1.6%
Position in sector	46/50	75/77	93/102	32/118	129/129	129/129	125/130	42/130
Quartile	4	4	4	2	4	4	4	2

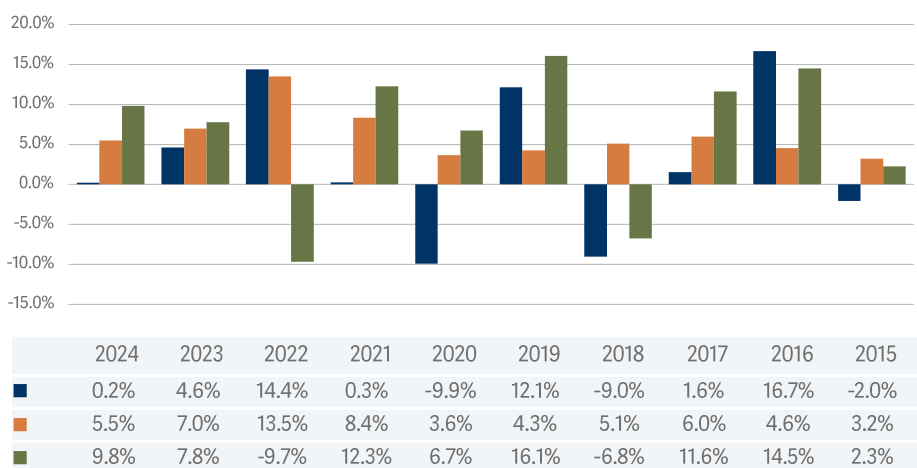
PERCENTAGE GROWTH



12 MONTHS TO QUARTER END (31 DECEMBER)



12 MONTHS TO YEAR END (31 DECEMBER)



Source: Lipper Limited from 26 May 2009 to 28 February 2025. All figures show total returns with dividends and/or income reinvested, net of all charges. Performance does not take account of any costs incurred when investors buy or sell the fund. Returns may vary as a result of currency fluctuations if the investor's currency is different to that of the class. This class may have charges or a hedging approach different from those in the IA sector benchmark.

COMPOSITION

TOP 5 HOLDINGS

UK Treasury Bill	79.0%
SARON 0.3328% 2yr CHF 07/11/2026	32.9%
SONIA 4.0852% 2yr GBP 05/12/2026	-17.1%
UK Government Bonds 08/11/2025	16.1%
3.772% Australian Bank Bill 3mo 2yrr	-12.9%
AUD 05/02/2027	

Source: Artemis as at 28 February 2025.

ASSET ALLOCATION BY REGION

	Long	Short	Net
United Kingdom	97.6	-33.0%	64.6%
Europe ex UK	77.9%	-24.7%	53.3%
North America	34.1	-57.2%	-23.1%
Asia Pacific ex Japan	14.8	-54.6%	-39.8%
Emerging Markets	4.8	-0.2%	4.6%
Japan	3.7	-14.7%	-11.0%

Source: Artemis as at 28 February 2025.

ASSET CLASS ALLOCATION

	Long	Short	Net
Fixed Income	108.1%	-179.5%	-71.4%
Cash Securities	100.4%	-0.7%	99.7%
Equity	29.1%	-4.9%	24.3%
Commodity	0.6%	0.0%	0.6%
Volatility	0.0%	0.0%	0.0%

Source: Artemis as at 28 February 2025.

ASSET ALLOCATION BY CURRENCY

	Long	Short	Net
British Pounds	152.0%	-127.8%	24.2%
US Dollars	80.0%	-63.4%	16.6%
Swedish Kronor	32.9%	-9.8%	23.2%
Norwegian Kroner	24.8%	-13.5%	11.3%
Chinese Yuan Offshore	22.0%	-35.4%	-13.3%
Polish New Zlotych	17.9%	-6.9%	11.0%
Euro	14.6%	-72.5%	-57.9%
Czech Koruna	14.2%	-18.9%	-4.7%
Australian Dollars	13.0%	-9.4%	3.6%
New Zealand Dollars	9.9%	-4.7%	5.3%
Japanese Yen	4.5%	-11.5%	-7.0%
Canadian Dollars	4.5%	-17.6%	-13.1%
South African Rand	2.2%	-0.9%	1.3%

Source: Artemis as at 28 February 2025.

RISK CONSIDERATIONS

To ensure you understand whether this fund is suitable for you, please read the Key Investor Information which is available, along with the fund's Prospectus, from www.artemisfunds.com or www.fundinfo.com.

The fund is exposed to the following risks:

Market volatility risk	The value of the fund and any income from it can fall or rise because of movements in stockmarkets, currencies and interest rates, each of which can move irrationally and be affected unpredictably by diverse factors, including political and economic events.
Currency risk	The fund's assets may be priced in currencies other than the fund base currency. Changes in currency exchange rates can therefore affect the fund's value.
Derivatives risk	The fund may invest extensively in derivatives with the aim of profiting from falling ('shorting') as well as rising prices. Should the asset's value vary in an unexpected way, the fund value will reduce. Refer to the investment policy in fund's prospectus for further details on how derivatives may be used.
Cash risk	The fund may hold a large amount of cash. If it does so when markets are rising, the fund's returns could be less than if the cash was fully invested in other types of assets.
Counterparty risk	Investments such as derivatives are made using financial contracts with third parties. Those third parties may fail to meet their obligations to the fund due to events beyond the fund's control. The fund's value could fall because of loss of monies owed by the counterparty and/or the cost of replacement financial contracts.
Government and public securities risk	The fund may invest more than 35% of its value in transferable securities and money market instruments issued or guaranteed by the United Kingdom, United States or Germany. Refer to the investment policy in the fund's prospectus for further details on how large exposures to government and public securities may be held.
Leverage risk	The fund may operate with a significant amount of leverage. Leverage occurs when the economic exposure created by the use of derivatives is greater than the amount invested. A leveraged portfolio may result in large fluctuations in its value and therefore entails a high degree of risk including the risk that losses may be substantial.

OTHER INFORMATION

This is a marketing communication. Before making any final investment decisions, and to understand the investment risks involved, refer to the fund prospectus, available in English, and KIID/KID, available in English and in your local language depending on local country registration, from www.artemisfunds.com or www.fundinfo.com.

CAPITAL AT RISK. All financial investments involve taking risk and the value of your investment may go down as well as up. This means your investment is not guaranteed and you may not get back as much as you put in. Any income from the investment is also likely to vary and cannot be guaranteed. Artemis does not provide investment advice on the advantages or suitability of its products and no information provided should be viewed in this way. Artemis only provides information about its own products and services and does not advise investors. Should you be unsure about the suitability of an investment, you should consult a suitably qualified professional adviser.

Investment in a fund concerns the acquisition of units/shares in the fund and not in the underlying assets of the fund.

Reference to specific shares or companies should not be taken as advice or a recommendation to invest in them.

For information on sustainability-related aspects of a fund, visit www.artemisfunds.com.

The fund is an authorised unit trust scheme. For further information, visit www.artemisfunds.com/unittrusts.

Third parties (including FTSE and MSCI) whose data may be included in this document do not accept any liability for errors or omissions. For information, visit www.artemisfunds.com/third-party-data.

Any research and analysis in this communication has been obtained by Artemis for its own use.

Although this communication is based on sources of information that Artemis believes to be reliable, no guarantee is given as to its accuracy or completeness.

Any forward-looking statements are based on Artemis' current expectations and projections and are subject to change without notice.

This fund is not subject to any form of regulation or approval in the Isle of Man. This document has not been registered or approved for distribution in the Isle of Man and may only be distributed in or into the Isle of Man by a person permitted under Isle of Man law to do so and in accordance with the Isle of Man Collective Investment Schemes Act 2008 and regulations made thereunder. The participants in the fund are not protected by any statutory compensation scheme.

Visit www.artemisfunds.com/glossary for an explanation of investment terms.

Issued by Artemis Fund Managers Ltd which is authorised and regulated by the Financial Conduct Authority.

FUND DATA

INVESTMENT TEAM



David Hollis
Fund manager,
since 6 June
2023

KEY FACTS

Fund type	Unit trust
Asset class	Multi-Asset
Focus	Capital growth
Regional focus	Global
SEDOL	B3VDD43
ISIN	GB00B3VDD431
Fund launch date	26 May 2009
Class launch date	26 May 2009
Class launch price	50p
Class currency	GBP
Valuation point	12:00
Year end	31 August
Accumulation date	31 October
Fund size	£167.9m

Source: Artemis as at 28 February 2025.

PRICE AND YIELD(S)

Price	99.61p
Historic yield	4.12%

Source: Artemis as at 28 February 2025.
The historic yield reflects distributions declared over the past 12 months as a percentage of the price, as at the date shown. It does not include any preliminary charge and investors may be subject to tax on their distributions.

CHARGES

Initial charge	0%
Ongoing charge	0.725%

Source: Artemis. The ongoing charge covers the annual operating expenses of running the fund and is shown as at the date of the Key Investor Information Document, where further information about the fund's charges can be found. Additional costs may be incurred, such as portfolio transaction costs and transfer taxes, which may reduce performance. For further information, visit www.artemisfunds.com/charges.

RISK AND REWARD PROFILE



The fund is in the category shown due to historic volatility (how much and how quickly the value of shares in the fund may have risen and fallen in the past due to movements in markets, currencies and interest rates). It may not be a reliable indication of the future risk profile of the fund.

RATINGS AND AWARDS

FE Crown: 2

Third party endorsements are not a recommendation to buy. For sources, dates and other information, visit www.artemisfunds.com/endorsements

