



Artemis Funds (Lux) - UK Select

Class I accumulation, GBP

MARKETING COMMUNICATION

£1.1239

price at 31 Mar 2025

0.910%

ongoing charge

April 2025 (data as of 31 March 2025)

OBJECTIVE AND INVESTMENT POLICY

Objective

To grow capital over a five year period.

Investment policy

- The fund is actively managed.
- The fund invests principally (at least 80% of its net assets) in equities of companies that are headquartered or have a significant part of their activities in the United Kingdom.
- The fund will not be constrained to any economic sector. It is expected that the portfolio of the fund will be invested in the equities of between 35 and 65 companies.
- The fund may also hold up to 20% of its Net Asset Value in other transferable securities, and derivatives.
- At times the fund may invest in fixed income securities, including high yield bonds and contingent convertible bonds, up to a maximum of 20% of the fund's Net Asset Value. The minimum credit rating for high yield bonds is B (Standard & Poor's or the equivalent from other rating agencies).
- The fund makes use of derivatives for investment purposes to take both long and short positions in individual companies. At times, the fund may also use equity index futures and/or options (long or short) in order to vary the level of volatility and/or market exposure in the fund.
- The fund's net exposure to companies will typically lie in the range of 85-100% (longs minus shorts) depending on market conditions.
- The fund may also use derivatives and other techniques for hedging and for efficient portfolio management.
- The fund's derivatives may include, but are not limited to, futures, forward, swaps, options currency contracts and contracts for difference.
- At times, the fund may invest in ADRs, GDRs and participatory notes. Participatory notes would be used to access markets where direct access to purchase equities may be difficult. Their use is not intended to create leverage. Investments in participatory notes shall not exceed 10% of the fund's Net Asset Value.
- Subject to the limits set out in the 'Investment Restrictions' section of the fund's prospectus, the fund may also hold ancillary liquid assets for treasury purposes.
- Subject to the limits set out in the 'Investment Restrictions' section of the fund's prospectus, the fund may also invest in bank deposits, money market instruments and money market funds in order to achieve its investment goals, for treasury purposes and in case of unfavourable market conditions. Higher levels of investments in bank deposits, money market instruments or money market funds may be held in periods of elevated equity market valuations to reduce risk.
- The fund may invest up to 10% of its Net Asset Value in other collective investment schemes, including Real Estate Investment Trusts (REITs).

Benchmark information

- FTSE All-Share Index TR
The benchmark is a point of reference against which the performance of the fund may be measured. Management of the fund is not restricted by this benchmark. The deviation from the benchmark may be significant and the portfolio of the fund may at times bear little or no resemblance to its benchmark.

For the latest fund and market commentaries, visit www.artemisfunds.com/insights, and for any important changes to y(our) funds, visit www.artemisfunds.com/fund-changes.



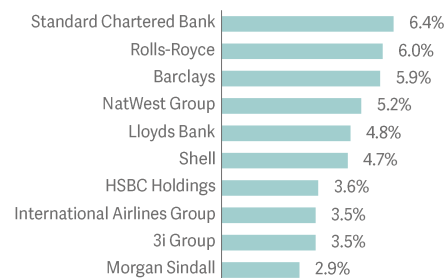
This product is based overseas and is not subject to UK sustainable investment labelling and disclosure requirements.

PERFORMANCE

Under financial services regulations, we are not permitted to provide information about the performance of this class until 12 months after its launch date. You may be able to obtain performance information from third parties.

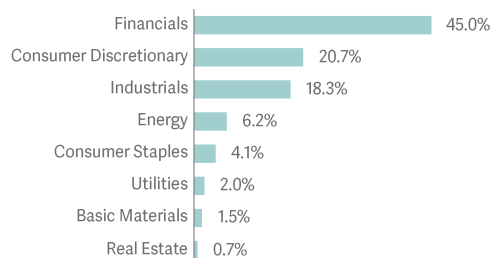
COMPOSITION

TOP 10 HOLDINGS



Source: Artemis as at 31 March 2025.

MARKET SECTOR SPLIT



Source: Artemis as at 31 March 2025. Figures may not add up to 100% due to rounding and cash holdings.

NET ASSET ALLOCATION

	Long	Short
Large cap	79.0%	-0.3%
Mid cap	17.6%	
Small cap	2.3%	
Cash	1.5%	-0.1%

Source: Artemis as at 31 March 2025. Figures may not add up to 100% due to rounding and cash holdings.

FUND EXPOSURE BY ASSET CLASS

	Long	Short	Net	Gross
Equity	98.9%	-0.3%	98.6%	99.2%
Cash	1.5%	-0.1%	1.4%	1.6%

Source: Artemis as at 31 March 2025.

NUMBER OF HOLDINGS

Long	48
Short	2

Source: Artemis as at 31 March 2025.

RISK CONSIDERATIONS

To ensure you understand whether this fund is suitable for you, please read the Key Investor Information which is available, along with the fund's Prospectus, from www.artemisfunds.com or www.fundinfo.com.

The fund is exposed to the following risks:

Market volatility risk	The value of the fund and any income from it can fall or rise because of movements in stockmarkets, currencies and interest rates, each of which can move irrationally and be affected unpredictably by diverse factors, including political and economic events.
Currency risk	The fund's assets may be priced in currencies other than the fund base currency. Changes in currency exchange rates can therefore affect the fund's value.
Derivatives risk	The fund may invest in derivatives with the aim of profiting from falling ('shorting') as well as rising prices. Should the asset's value vary in an unexpected way, the fund value will reduce.
Charges from capital risk	Where charges are taken wholly or partly out of a fund's capital, distributable income may be increased at the expense of capital, which may constrain or erode capital growth.
Leverage risk	The fund may operate with a significant amount of leverage. Leverage occurs when the economic exposure created by the use of derivatives is greater than the amount invested. A leveraged portfolio may result in large fluctuations in its value and therefore entails a high degree of risk including the risk that losses may be substantial.

OTHER INFORMATION

This is a marketing communication. Before making any final investment decisions, and to understand the investment risks involved, refer to the fund prospectus, available in English, and KIID/KID, available in English and in your local language depending on local country registration, from www.artemisfunds.com or www.fundinfo.com.

CAPITAL AT RISK. All financial investments involve taking risk and the value of your investment may go down as well as up. This means your investment is not guaranteed and you may not get back as much as you put in. Any income from the investment is also likely to vary and cannot be guaranteed. Artemis does not provide investment advice on the advantages or suitability of its products and no information provided should be viewed in this way. Artemis only provides information about its own products and services and does not advise investors. Should you be unsure about the suitability of an investment, you should consult a suitably qualified professional adviser.

Investment in a fund concerns the acquisition of units/shares in the fund and not in the underlying assets of the fund.

Reference to specific shares or companies should not be taken as advice or a recommendation to invest in them.

For information on sustainability-related aspects of a fund, visit www.artemisfunds.com.

The fund is a sub-fund of Artemis Funds (Lux). For further information, visit www.artemisfunds.com/sicav.

For changes made to the Artemis Funds (Lux) range of Luxembourg-registered funds since launch, visit www.artemisfunds.com/historic-changes.

Third parties (including FTSE and MSCI) whose data may be included in this document do not accept any liability for errors or omissions. For information, visit www.artemisfunds.com/third-party-data.

Any research and analysis in this communication has been obtained by Artemis for its own use.

Although this communication is based on sources of information that Artemis believes to be reliable, no guarantee is given as to its accuracy or completeness.

Any forward-looking statements are based on Artemis' current expectations and projections and are subject to change without notice.

This fund is not subject to any form of regulation or approval in the Isle of Man. This document has not been registered or approved for distribution in the Isle of Man and may only be distributed in or into the Isle of Man by a person permitted under Isle of Man law to do so and in accordance with the Isle of Man Collective Investment Schemes Act 2008 and regulations made thereunder. The participants in the fund are not protected by any statutory compensation scheme.

Visit www.artemisfunds.com/glossary for an explanation of investment terms.

Issued by: Artemis Investment Management LLP which is authorised and regulated by the Financial Conduct Authority; in Germany, AI Management (Europe) GmbH; in Switzerland, Artemis Investment Services (Switzerland) GmbH.

Additional information for investors in Switzerland: CACEIS Bank, Montrouge Zurich branch/Switzerland, Bleicherweg 7, CH 8027 Zurich acts as the Swiss Representative and Paying Agent.

FUND DATA

INVESTMENT TEAM



Ed Legget
Fund manager,
since launch



Ambrose Faulks
Fund manager,
since launch

KEY FACTS

Fund type	SICAV
Asset class	Equity
Focus	Capital growth
Regional focus	United Kingdom
SEDOL	BQ5HPQ8
ISIN	LU2783552172
Fund launch date	29 April 2024
Class launch date	29 April 2024
Class launch price	£1.000
Class currency	GBP
Valuation point	16:00 CET (business days)
Year end	31st October
Accumulation date	31st December
Fund size	£46.0m

Source: Artemis as at 31 March 2025.

PRICE

Price	£1.1239
-------	---------


Source: Artemis as at 31 March 2025.

CHARGES

Initial charge	0%
Ongoing charge	0.910%

Source: Artemis. The ongoing charge covers the annual operating expenses of running the fund and is shown as at the date of the Key Investor Information Document, where further information about the fund's charges can be found. Additional costs may be incurred, such as portfolio transaction costs and transfer taxes, which may reduce performance. For further information, visit www.artemisfunds.com/charges.

RISK AND REWARD PROFILE



The fund is in the category shown due to historic volatility (how much and how quickly the value of shares in the fund may have risen and fallen in the past due to movements in markets, currencies and interest rates). It may not be a reliable indication of the future risk profile of the fund.

